



()

| | | | |
|--|--|--|--|
| | | | |
| | | | |

2012 12 31

10

1.2

0

| |
|------------|
| 1 |
| 6 |
| 8 |
| 10 |
| 34 |
| 41 |
| 47 |
| 57 |
| 63 |
| 65 |
| 150 |

| | | |
|--|--|--|
| | | |
| | | |
| | | |
| | | |
| | | |
| | | |
| | | |
| | | |

| | | | |
|--|--|--|--------|
| | | | 000969 |
| | | | |
| | | | |
| | | | |
| | Advanced Technology & Materials Co., Ltd. | | |
| | AT&M | | |
| | | | |
| | 76 | | |
| | 100081 | | |
| | 76 | | |
| | 100081 | | |
| | http://www.atmcn.com | | |
| | securities@atmcn.com | | |

| | | |
|--|--|--|
| | | |
| | | |
| | 76 | 76 |
| | 86-10-62188403 | 86-10-62188403 |
| | 86-10-62182695 | 86-10-62182695 |
| | zhangjinhua@atmcn.com | yangchunjie@atmcn.com |

<http://www.cninfo.com.cn>

76

| | | | | | |
|--|------------|-------------|-----------------|-----------------|------------|
| | | | | | |
| | 1998 12 30 | | 110000005200588 | 110108633715348 | 63371534-8 |
| | 2012 12 31 | | 110000005200588 | 110108633715348 | 63371534-8 |
| | | | | | |
| | | 1 2007 1 18 | | | |
| | | 2 2009 5 12 | | | |

| | |
|--|------|
| | |
| | 19 B |
| | |

✓

✓

□ √

| | 2012 | 2011 | (%) | 2010 |
|---|------------------|------------------|---------|------------------|
| | 3,818,705,044.44 | 4,530,698,533.80 | -15.71% | 3,524,673,682.25 |
| | 75,494,341.52 | 314,539,645.45 | -76% | 219,240,807.56 |
| | 82,787,527.14 | 294,204,121.21 | -71.86% | 218,720,744.11 |
| | 584,510,361.81 | 137,518,659.03 | 325.04% | 143,241,161.98 |
| / | 0.0876 | 0.3671 | -76.14% | 0.2639 |
| / | 0.0876 | 0.3654 | -76.03% | 0.2615 |
| % | 2.28% | 9.97% | -7.69% | 8.14% |
| | 2012 | 2011 | (%) | 2010 |
| | 7,612,265,850.27 | 6,922,253,088.31 | 9.97% | 5,398,020,184.07 |
| | 3,318,240,985.67 | 3,298,775,048.99 | 0.59% | 3,047,963,368.89 |

| | 2012 | 2011 | 2010 | |
|--|---------------|---------------|--------------|--|
| | -80,633.03 | -32,270.31 | 66,239.99 | |
| | 42,464,461.12 | 25,937,058.11 | 1,347,667.36 | |
| | 7,448,375.08 | | | |

| | | | | |
|--|----------------|---------------|-------------|----|
| | 340,949.51 | -163,225.97 | -378,702.02 | |
| | -52,011,969.20 | | | |
| | -275,822.48 | 3,809,590.02 | -19,082.01 | |
| | 5,730,191.58 | 1,596,447.57 | 534,223.89 | |
| | -7,293,185.62 | 20,335,524.24 | 520,063.45 | -- |

1 —

1 —

□ √

2012

381,870.50

2011

9,522.53

15.71% 78.08% 76.00%

7,549.43

,

2012

Odersun AG

“ ”

“ ”

8.5

“

”

“LED”

“ ”

“ ”

210

“ ”

13

7228.71

325

65%

“ ”

“ ” “

” 118 “

” 11 “

” 18 “

” 12 7

” “

S-Zorb

120 “

”

34

“ ” “

” “

” “

57 40 1 40

“14+X”

“ ” “ ”

33

“ ”

“

”

60

“

”

“

TOP100


”

“

”

“

”



30%

□ ✓

□ ✓

□ ✓

| | |
|---|----------------|
| | 711,519,386.05 |
| % | 18.63% |

5

□ ✓

| | 2012 | | 2011 | | (%) |
|--|------------------|------|------------------|------|---------|
| | | % | | % | |
| | 3,141,472,576.41 | 100% | 3,614,644,370.24 | 100% | -13.09% |

| | 2012 | | 2011 | | (%) |
|--|------------------|--------|------------------|--------|---------|
| | | % | | % | |
| | 460,405,024.27 | 14.66% | 371,852,322.05 | 10.29% | 23.81% |
| | 1,691,103,470.80 | 53.83% | 1,945,391,167.05 | 53.82% | -13.07% |
| | 989,964,081.34 | 31.51% | 1,297,400,881.14 | 35.89% | -23.7% |

| | 2012 | | 2011 | | | | |
|--|---------|---------|---------|---------|---------|---------|--|
| | | | | | | | |
| | 226,922 | 74.94% | 277,317 | 71.84% | -50,394 | -18.17% | |
| | 16,159 | 5.34% | 29,538 | 7.65% | -13,379 | -45.29% | |
| | 17,244 | 5.70% | 11,593 | 3.00% | 5,651 | 48.74% | |
| | 21,061 | 6.96% | 35,078 | 9.09% | -14,017 | -39.96% | |
| | 21,401 | 7.07% | 32,510 | 8.42% | -11,109 | -34.17% | |
| | 302,787 | 100.00% | 386,036 | 100.00% | -83,248 | -21.56% | |

| | |
|---|----------------|
| | 449,640,266.90 |
| % | 15.32% |

5

□ √

| | 2012 | 2011 | | |
|--|-----------|-----------|---------|--|
| | 9,949.33 | 9,288.04 | 7.12% | |
| | 25,354.84 | 20,367.64 | 24.49% | |
| | 6,786.54 | 2,467.06 | 175.09% | |
| | 3,558.05 | 6,472.52 | -45.03% | |

| | | | | |
|--|----------|-----------|----------|---|
| | | | | |
| | | 3,580.67 | 3,580.67 | |
| | 5,843.15 | 21,662.74 | 1,449.64 | u |

| | 2012 | 2011 | % |
|--|------------------|------------------|---------|
| | 4,428,745,817.37 | 4,944,733,538.68 | -10.44% |
| | 3,844,235,455.56 | 4,807,214,879.65 | -20.03% |
| | 584,510,361.81 | 137,518,659.03 | 325.04% |
| | 7,479,921.43 | 3,315,002.39 | 125.64% |
| | 659,938,775.88 | 534,591,902.20 | 23.45% |
| | -652,458,854.45 | -531,276,899.81 | 22.81% |
| | 1,262,456,019.63 | 1,296,832,656.53 | -2.65% |
| | 703,855,796.40 | 804,924,779.68 | -12.56% |
| | 558,600,223.23 | 491,907,876.85 | 13.56% |
| | 486,058,406.69 | 95,915,467.48 | 406.76% |

30%

√ □

1

2

√ □

1

20,765

2

26,937

| | | | (%) | % | % | % |
|--|------------------|------------------|--------|---------|---------|---------|
| | 3,739,382,479.07 | 3,141,472,576.41 | 15.99% | -15.12% | -13.09% | -1.96% |
| | 506,897,703.97 | 460,405,024.27 | 9.17% | 7.39% | 23.81% | -12.05% |

| | | | | | | |
|--|------------------|------------------|--------|---------|---------|--------|
| | | | | | | |
| | 2,073,009,987.02 | 1,691,103,470.80 | 18.42% | -12.12% | -13.07% | 0.89% |
| | 1,159,474,788.08 | 989,964,081.34 | 14.62% | -26.35% | -23.7% | -2.97% |
| | | | | | | |
| | 2,700,613,934.60 | 2,253,486,737.00 | 16.56% | -21.75% | -20.13% | -1.7% |
| | 1,038,768,544.47 | 887,985,839.41 | 14.52% | 8.9% | 11.93% | -2.31% |

1

□ √

| | 2012 | | 2011 | | % | |
|--|------------------|--------|------------------|--------|--------|------------|
| | | % | | % | | |
| | 1,409,463,570.62 | 18.52% | 923,405,163.93 | 13.34% | 5.18% | |
| | 688,970,925.84 | 9.05% | 669,957,171.07 | 9.68% | -0.63% | |
| | 1,083,665,894.43 | 14.24% | 1,353,037,852.90 | 19.55% | -5.31% | , |
| | 90,397,540.41 | 1.19% | 131,160,972.71 | 1.89% | -0.71% | Odersun AG |
| | 2,265,433,852.85 | 29.76% | 2,152,789,168.52 | 31.1% | -1.34% | |
| | 501,268,194.35 | 6.59% | 251,028,549.63 | 3.63% | 2.96% | |

| | 2012 | | 2011 | | % | |
|--|----------------|-------|----------------|-------|--------|--|
| | | % | | % | | |
| | 123,000,000.00 | 1.62% | 168,000,000.00 | 2.43% | -0.81% | |
| | 221,000,000.00 | 2.9% | 450,000,000.00 | 6.5% | -3.6% | |

“ ”

“2000 2005 ” “2006 2010 ” “ ”

“ ”

1

“ ”

16

200

138

12

60

“ ”

8

2012 118 18

12 7

2012 57

40 1

40

2

“ ”

2013

3

4

2010

2012

2012

| | | |
|--------|--------|------------|
| | | 39,560 |
| | | 39,560 |
| | | 39,560 |
| | | 0 |
| | | 0 |
| | % | 0% |
| | | |
| 2012 | | |
| 17,000 | 22,560 | 2012 12 31 |

| | () | (1) | (2) | (3) (2)/(1) | | | | | | |
|--|-----|--------|--------|----------------|--------|------|---------------|---|----|----|
| | | 17,000 | 17,000 | 17,000 | 17,000 | 100% | 2012 12 31 | 0 | | |
| | | 22,560 | 22,560 | 22,560 | 22,560 | 100% | 2012 12 31 | 0 | | |
| | -- | 39,560 | 39,560 | 39,560 | 39,560 | -- | -- | | -- | -- |
| | -- | 39,560 | 39,560 | 39,560 | 39,560 | -- | -- | 0 | -- | -- |
| | | | | | | | | | | |
| | | | | | | | | | | |
| | | | | | | | | | | |

| | |
|--|--|
| | |
| | |
| | |
| | |
| | |
| | |
| | |
| | |

| | | | | 29,153.00 | 177,085.91 | 119,279.23 | 84,942.10 | 2,150.63 | 2,642.37 |
|--|--|--|--|------------|------------|------------|-----------|----------|----------|
| | | | | 29,127.84 | 46,188.00 | 35,928.50 | 32,162.89 | 1,560.02 | 1,804.63 |
| | | | | 100,000.00 | 130,625.27 | 106,942.11 | 7,102.15 | 214.65 | 200.01 |
| | | | | 8,500.00 | 21,782.72 | 14,625.06 | 20,098.95 | 433.23 | 354.72 |

| | | | | | | | | | |
|--|--|--|--|----------|----------|----------|----------|--------|--------|
| | | | | | | | | | |
| | | | | 4,487.38 | 8,641.24 | 7,223.40 | 6,024.50 | 990.19 | 814.95 |

√ □

| | | | |
|--|--|--|------|
| | | | |
| | | | 2012 |

| | | | | | |
|-----|--------|--------|--------|--------|----|
| | | | | | |
| | 6,650 | 1,498 | 6,728 | 98% | |
| LED | 36,671 | 7,520 | 18,675 | 71.43% | |
| | 20,652 | 5,072 | 10,559 | 75.69% | |
| | 10,922 | 3,536 | 7,324 | 99.43% | |
| | 21,195 | 3,472 | 7,308 | 50.86% | |
| | 96,090 | 21,098 | 50,594 | -- | -- |

| |
|--|
| |
| |

”

”

“

”

2011-2015

“

”

“

”

43

36

1

OEM

2

“

”

2013

“

”

“LED

”

“

” “

” “

”

2013

“

”

3

4

“ ”

1.7

2000

5

“ ”

6S

6

2013

“ ” “ ”

7

2013

“ ”

“ ” “ ” ,

2013

1

“ ”

2

2013

3

20%

1

51%

2

65%

3

[

]

51%

4

80%

2011
2012 5 9

2012 3 30

2011

2012 8 11

<

>

1

2

1

2

a

b

c

/

3

4

5

6

2012-2014

3

2010 10 1.20 2011 4 29

2011 10 1.20 2012 5 9

2012 10 1.20

| | | | % |
|------|----------------|----------------|---------|
| 2012 | 103,535,561.76 | 75,494,341.52 | 137.14% |
| 2011 | 103,535,561.76 | 314,539,645.45 | 32.92% |
| 2010 | 102,584,849.74 | 219,240,807.56 | 46.79% |

□ √

2013 3 9

2012



2012 01 17

2012 03 14

2012 03 22

2012 03 28

2012 03 30

2012 04 13

2012 05 02

2012 05 08

2012 05 21

2012 05 29



2012 05 30

| | | | | | |
|------------|--|--|--|--|--|
| 2012 09 27 | | | | | |
| 2012 10 25 | | | | | |
| 2012 10 26 | | | | | |
| 2012 11 02 | | | | | |
| 2012 11 23 | | | | | |
| 2012 12 06 | | | | | |

□ √

□ √

| | | | | | | (%) | | | | | | | |
|-----|--|--------------|-------|-------|-------|-------|--------------|--|--|--|--|---------------|--------------|
| | | 2012 3 31 | 422.4 | -4.67 | 262.4 | 2.01% | | | | | | 2012 04 05 | 2012-01 1 |
| 80% | | | | | | | 2012 2 29 | | | | | | |

80%

| | | | |
|----------|----------|-------|---------|
| 2,584.32 | 2,584.32 | 0.88% | 2584.32 |
|----------|----------|-------|---------|

| | | | |
|-------|-------|-------|-------|
| 19.54 | 19.54 | 0.01% | 19.54 |
|-------|-------|-------|-------|

| | | | |
|--------|--------|-------|--------|
| 535.12 | 535.12 | 0.18% | 535.12 |
|--------|--------|-------|--------|

| | | | |
|------|------|----|------|
| 7.04 | 7.04 | 0% | 7.04 |
|------|------|----|------|

| | | | |
|-------|----|-------|-------|
| 20.00 | 20 | 0.01% | 20.00 |
|-------|----|-------|-------|

| | | | | | | | | | | | |
|--|--|--|--|--|-----------|-----------|--------|--|----------|--|--|
| | | | | | | | | | | | |
| | | | | | 6,473.93 | 6,473.93 | 2.21% | | 6473.93 | | |
| | | | | | 71.51 | 71.51 | 0.02% | | 71.51 | | |
| | | | | | 0.15 | 0.15 | 0% | | 0.15 | | |
| | | | | | 0.12 | 0.12 | 0% | | 0.12 | | |
| | | | | | 170.98 | 170.98 | 0.04% | | 170.98 | | |
| | | | | | 2.62 | 2.62 | 0% | | 2.62 | | |
| | | | | | 687.61 | 687.61 | 0.18% | | 687.61 | | |
| | | | | | 3.75 | 3.75 | 0% | | 3.75 | | |
| | | | | | 0.13 | 0.13 | 0% | | 0.13 | | |
| | | | | | 2,706.44 | 2,706.44 | 0.71% | | 2706.44 | | |
| | | | | | 277.47 | 277.47 | 0.07% | | 277.47 | | |
| | | | | | 58,779.45 | 58,779.45 | 15.39% | | 58779.45 | | |

| | | | | | | | | | | | | |
|--|--|--|--|-----------|--------|-----------|--------|----|--------|----|----|------|
| | | | | | | | | | | | | |
| | | | | | 378.34 | 378.34 | 0.1% | | 378.34 | | | |
| | | | | | 1.28 | 1.28 | 0% | | 1.28 | | | |
| | | | | | 427.44 | 427.44 | 0.11% | | 427.44 | | | |
| | | | | -- | -- | 84,334.93 | 23.72% | -- | -- | -- | -- | -- |
| | | | | | | | | | | | | |
| | | | | | | | | | | | | |
| | | | | | | | | | | | | |
| | | | | | | | | | | | | |
| | | | | 2012 | | | | | | | | |
| | | | | 2012 | 88,730 | | | | | | | 2012 |
| | | | | 79,649.04 | | | | | | | | |
| | | | | | | | | | | | | |

| | | | | | | | | | | | | |
|--|--|--|--|-----|--------|--------|--------|-------|--|-------|------------|--------------------|
| | | | | | | | | | | | | |
| | | | | | 195.98 | 422.34 | 422.34 | 422.4 | | 262.4 | 2012 04 | 2012-01 05 1 |
| | | | | 80% | | | | | | | | |

| | | | | | | | | | | | | |
|--|--|--|-------|--------------|--|--|--|--|--|--|--|--|
| | | | 422.4 | 2012 2 29 | | | | | | | | |
| | | | | | | | | | | | | |
| | | | | 2012 | | | | | | | | |

10%

| | |
|--|----|
| | |
| | 90 |
| | 7 |
| | |

49.5

1 2012 3 7

2012 3 10

2 2012 4 17

Odersun AG

2012 4 21

Odersun AG

3 1,800

60%

2012 12 12

[2011]1396

10 10

1 6

2011 11 24 6

2011 12 19

AA

5.926

2 4

2012 7 27 4

2012

8 22 AA

3.956

| | | (%) | | | | | | | (%) |
|---|-------------|--------|--|--|--|-----------|-----------|-------------|--------|
| | 1,389,325 | 0.16% | | | | 399,017 | 399,017 | 1,788,342 | 0.21% |
| 1 | | | | | | | | | |
| 2 | | | | | | | | | |
| 3 | | | | | | | | | |
| | | | | | | | | | |
| 4 | | | | | | | | | |
| | | | | | | | | | |
| 5 | 1,389,325 | 0.16% | | | | 399,017 | 399,017 | 1,788,342 | 0.21% |
| | 857,495,723 | 99.84% | | | | 3,512,283 | 3,512,283 | 861,008,006 | 99.79% |
| 1 | 857,495,723 | 99.84% | | | | 3,512,283 | 3,512,283 | 861,008,006 | 99.79% |
| 2 | | | | | | | | | |
| 3 | | | | | | | | | |
| 4 | | | | | | | | | |
| | 858,885,048 | 100% | | | | 3,911,300 | 3,911,300 | 862,796,348 | 100% |

2012 3 6

93

391.13

9.51

2012 4 23

√ □

2012 3 6

2012 4 19

√ □

| | | |
|-------------|--------|------|
| 858,885,048 | 0.0879 | 3.86 |
| 862,796,348 | 0.0875 | 3.85 |
| 0.0004 | 0.01 | |

| | | | | | |
|---------------|------|------------|---------------|------------|---------------|
| 2010 03 16 | 22.3 | 55,695,510 | 2010 03 16 | 55,695,510 | 2010 06 09 |
| 2011 05 20 | 9.51 | 4,011,300 | 2011 06 24 | 4,011,300 | |
| 2012 03 14 | 9.51 | 3,911,300 | 2012 04 23 | 3,911,300 | |

1 [2009]912 2009 9 16
7.5 2009 10 12
2010 03 16 22.3 2010 4 28 2009
12.33 A 2010 6 9
2010 6 23
2 2011 5 19 2012 3 6 95
401.13 2011 6 24
93 391.13 2012 4 23
3 [2011]1396
10 10 6 2011 12 19
4 2012 8 22

| | | | | | | | | |
|-------------|---|-------|------------|-----------|---|------------|--|--|
| -005L-CT001 | | 1.26% | 10,877,537 | -8,248 | 0 | 10,877,537 | | |
| 100 | | 0.99% | 8,579,190 | -109,867 | 0 | 8,579,190 | | |
| | | 0.97% | 8,389,083 | 3,106,570 | 0 | 8,389,083 | | |
| -005L-FH002 | | 0.81% | 6,955,637 | -560,033 | 0 | 6,955,637 | | |
| 100 | | 0.7% | 6,007,804 | 142,112 | 0 | 6,007,804 | | |
| 100 | | 0.67% | 5,764,654 | 2,326,909 | 0 | 5,764,654 | | |
| 8 | - | 0.52% | 4,515,389 | 4,515,389 | 0 | 4,515,389 | | |
| | | 0.5% | 4,325,998 | 3,376,450 | 0 | 4,325,998 | | |
| 300 | | 0.48% | 4,102,469 | 4,102,469 | 0 | 4,102,469 | | |
| 10 | | | | | | | | |
| | | | | | | | | |
| | | | 10 | | | | | |

| | | 351,886,920 | 351,886,920 |
|----------------|--|-------------|-------------|
| -005L-CT001 | | 10,877,537 | 10,877,537 |
| 100 | | 8,579,190 | 8,579,190 |
| | | 8,389,083 | 8,389,083 |
| -005L-FH002 | | 6,955,637 | 6,955,637 |
| 100 | | 6,007,804 | 6,007,804 |
| 100 | | 5,764,654 | 5,764,654 |
| - | | 4,515,389 | 4,515,389 |
| 8 | | 4,325,998 | 4,325,998 |
| 300 | | 4,102,469 | 4,102,469 |
| 10 10 10 | | | |


| | / | | | | |
|--|---|------------|-----------------|---------------|--|
| | | 2000 27 | 03 400001889 | 1,164,785,000 | |

| | | |
|--|--------|---------------------|
| | 2012 | |
| | 48.02% | 300034 |
| | | 600560 2.03% 44.07% |
| | | 000938 0.96% |
| | | 002110 0.18% |
| | | 600980 0.11% |

✓

| | | | | | |
|--|---|--|--|--|--|
| | | | | | |
| | / | | | | |
| | | | | | |

✓



✓

| | | | | | | | | | | | | |
|--|--|--|--|----|------------|----|------------|----|---------|--------|---|---------|
| | | | | | | | | | | | | |
| | | | | 55 | 2011 22 | 04 | 2014 22 | 04 | 362,159 | 82,600 | 0 | 444,759 |
| | | | | 50 | 2011 22 | 04 | 2014 22 | 04 | 159,258 | 66,100 | 0 | 225,358 |
| | | | | 51 | 2011 22 | 04 | 2014 22 | 04 | 136,389 | 66,100 | 0 | 202,489 |
| | | | | 54 | 2011 22 | 04 | 2014 22 | 04 | 195,645 | 66,100 | 0 | 261,745 |
| | | | | 72 | 2011 22 | 04 | 2014 22 | 04 | 0 | 0 | 0 | 0 |
| | | | | 49 | 2011 22 | 04 | 2014 22 | 04 | 0 | 0 | 0 | 0 |
| | | | | 68 | 2011 22 | 04 | 2014 22 | 04 | 0 | 0 | 0 | 0 |
| | | | | 68 | 2011 22 | 04 | 2014 22 | 04 | 0 | 0 | 0 | 0 |
| | | | | 55 | 2011 22 | 04 | 2014 22 | 04 | 0 | 0 | 0 | 0 |
| | | | | 49 | 2011 22 | 04 | 2014 22 | 04 | 132,003 | 0 | 0 | 132,003 |
| | | | | 59 | 2011 22 | 04 | 2014 22 | 04 | 81,675 | 0 | 0 | 81,675 |
| | | | | 41 | 2011 22 | 04 | 2014 22 | 04 | 2,000 | 0 | 0 | 2,000 |
| | | | | 51 | 2011 22 | 04 | 2014 22 | 04 | 39,220 | 0 | 0 | 39,220 |
| | | | | 49 | 2011 22 | 04 | 2014 22 | 04 | 0 | 0 | 0 | 0 |
| | | | | 57 | 2011 22 | 04 | 2014 22 | 04 | 247,044 | 66,100 | 0 | 313,144 |

| | | | | | | | | | | | | |
|--|----|----|----|----|------------|----|------------|----|-----------|---------|---|-----------|
| | | | | 59 | 2011 22 | 04 | 2012 26 | 12 | 253,315 | 66,100 | 0 | 319,415 |
| | | | | 50 | 2011 22 | 04 | 2012 13 | 05 | 159,258 | 66,100 | 0 | 225,358 |
| | | | | 46 | 2011 22 | 04 | 2014 22 | 04 | 84,471 | 57,800 | 0 | 142,271 |
| | | | | 42 | 2011 22 | 04 | 2014 22 | 04 | 83,980 | 57,800 | 0 | 141,780 |
| | | | | 45 | 2011 22 | 04 | 2014 22 | 04 | 39,300 | 39,300 | 0 | 78,600 |
| | -- | -- | -- | -- | -- | -- | -- | -- | 1,975,717 | 634,100 | 0 | 2,609,817 |

5

MBA

•

2008

2010

2011

MBA20

2012

1998

•

•

2007

“

”

2011

“

”

Trodheim

“

”863

1998

2010

"

"

2012

“

”

√ □

| | | | 2011 06 01 | | |
|--|--|--|------------|------------|--|
| | | | 2009 05 01 | 2012 03 01 | |
| | | | 2009 05 01 | | |
| | | | 2009 05 01 | | |
| | | | 2009 05 01 | | |
| | | | 2009 05 01 | | |
| | | | 2009 05 01 | | |

5.40 /
7.20 / 2012 338.28

| | | | | | | | |
|--|----|----|----|----|--------|------|--------|
| | | | | | | | |
| | | | 54 | | 42.95 | 0.00 | 42.95 |
| | | | 72 | | 5.40 | 0.00 | 5.40 |
| | | | 49 | | 5.40 | 0.00 | 5.40 |
| | | | 68 | | 7.20 | 0.00 | 7.20 |
| | | | 68 | | 7.20 | 0.00 | 7.20 |
| | | | 55 | | 7.20 | 0.00 | 7.20 |
| | | | 51 | | 32.12 | 0.00 | 32.12 |
| | | | 49 | | 27.13 | 0.00 | 27.13 |
| | | | 57 | | 39.31 | 0.00 | 39.31 |
| | | | 59 | | 39.31 | 0.00 | 39.31 |
| | | | 50 | | 16.38 | 0.00 | 16.38 |
| | | | 46 | | 39.31 | 0.00 | 39.31 |
| | | | 42 | | 39.31 | 0.00 | 39.31 |
| | | | 45 | | 30.06 | 0.00 | 30.06 |
| | -- | -- | -- | -- | 338.28 | 0.00 | 338.28 |

√ □

| | | | | | | | | | |
|--|--|--|--|--|---|---|--|---|--|
| | | | | | / | / | | / | |
|--|--|--|--|--|---|---|--|---|--|


| | | | | | | | | | |
|--|----|---------|---------|------|-------|---|---|----|---|
| | | 82,600 | 82,600 | 9.51 | 10.56 | 0 | 0 | 0 | 0 |
| | | 66,100 | 66,100 | 9.51 | 10.56 | 0 | 0 | 0 | 0 |
| | | 66,100 | 66,100 | 9.51 | 10.56 | 0 | 0 | 0 | 0 |
| | | 66,100 | 66,100 | 9.51 | 10.56 | 0 | 0 | 0 | 0 |
| | | 66,100 | 66,100 | 9.51 | 10.56 | 0 | 0 | 0 | 0 |
| | | 66,100 | 66,100 | 9.51 | 10.56 | 0 | 0 | 0 | 0 |
| | | 66,100 | 66,100 | 9.51 | 10.56 | 0 | 0 | 0 | 0 |
| | | 57,800 | 57,800 | 9.51 | 10.56 | 0 | 0 | 0 | 0 |
| | | 57,800 | 57,800 | 9.51 | 10.56 | 0 | 0 | 0 | 0 |
| | | 39,300 | 39,300 | 9.51 | 10.56 | 0 | 0 | 0 | 0 |
| | -- | 634,100 | 634,100 | -- | -- | 0 | 0 | -- | 0 |

2012 05 14

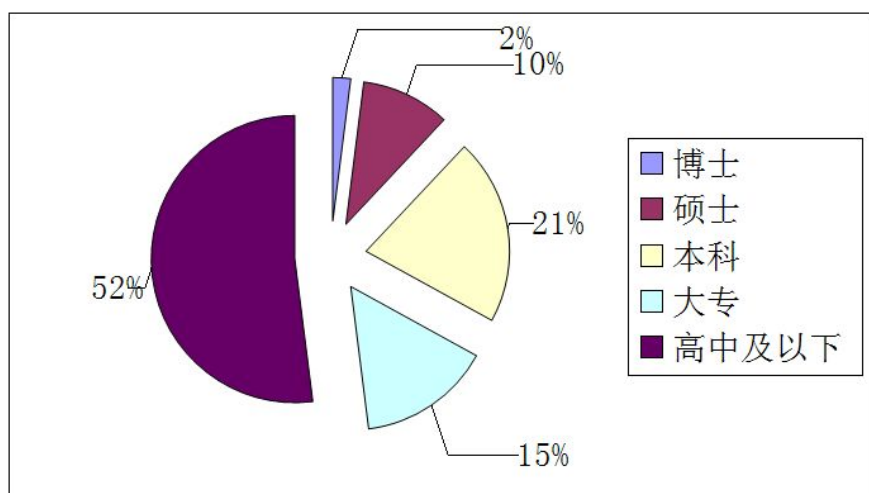
| | |
|--|------|
| | 61 |
| | 322 |
| | 629 |
| | 446 |
| | 1598 |

“ ”
 260 “ ” 5
 “ ”

()



()



| | |
|--|---|
| | 0 |
| | 0 |

□ √

2007 12 1

2012 3 10

| 2011 | 2012 03 30 | 1 2011 2 2011 3 | | 2012 03 31 | 2012-019 2011 |
|------|------------|-----------------------------|--|------------|------------------|

| | | | | | |
|--|--|-----------|--|--|--|
| | | 2011 4 | | | |
| | | 2011 5 | | | |
| | | 2011 6 | | | |
| | | 2012 7 | | | |
| | | 2012 8 | | | |
| | | 2012 9 | | | |

| | | | | | |
|------|------------|---------------------|--|------------|------------------|
| | | | | | |
| 2012 | 2012 09 03 | 1 2012-2014 2 | | 2012 09 04 | 2012-033 2012 |

| | | | | | |
|--|---|---|---|---|---|
| | | | | | |
| | 9 | 7 | 2 | 0 | 0 |

| | | | | | | |
|--|---|---|---|---|---|---|
| | 9 | 7 | 2 | 0 | 0 | |
| | 9 | 7 | 2 | 0 | 0 | |
| | | | | | | 2 |

✓

✓

□ $\sqrt{\quad}$

2011

2012

2012 43

2012 12 31

| | |
|--|------------|
| | |
| | |
| | 2013 03 09 |
| | 2012 |

√ □

| | |
|------------|------------|
| | |
| 2012 12 31 | |
| | 2013 03 09 |
| | 2012 |

□ √

√ □

[2009]34

2009

| | |
|--|-------------|
| | |
| | 2013 03 06 |
| | |
| | SJ[2013]824 |

SJ[2013]824

2012 “ ” 2012 12 31

2 1

12 31 2012 2012

o .

| : | 2012 | 12 | 31 |
|---|------|------------------|------------------|
| | | | |
| | | | |
| | | 1,409,463,570.62 | 923,405,163.93 |
| | | - | - |
| | | - | - |
| | | - | - |
| | | 414,761,069.99 | 366,262,845.78 |
| | | 688,970,925.84 | 669,957,171.07 |
| | | 441,594,735.82 | 543,660,529.11 |
| | | - | - |
| | | - | - |
| | | - | - |
| | | - | - |
| | | 65,010,896.59 | 84,667,641.41 |
| | | - | - |
| | | 1,083,665,894.43 | 1,353,037,852.90 |
| | | - | - |
| | | 67,997.92 | - |
| | | 4,103,535,091.21 | 3,940,991,204.20 |
| | | - | - |
| | | - | - |
| | | - | - |
| | | - | - |
| | | 90,397,540.41 | 131,160,972.71 |
| | | - | - |
| | | 2,265,433,852.85 | 2,152,789,168.52 |
| | | 501,268,194.35 | 251,028,549.63 |
| | | - | - |
| | | - | - |
| | | - | - |
| | | - | - |
| | | 490,768,062.61 | 324,944,714.44 |
| | | 81,339,675.56 | 58,431,524.18 |
| | | 40,484,920.05 | 40,484,920.05 |
| | | 12,009,427.71 | 8,916,756.65 |
| | | 27,029,085.52 | 13,505,277.93 |
| | | - | - |
| | | 3,508,730,759.06 | 2,981,261,884.11 |
| | | 7,612,265,850.27 | 6,922,253,088.31 |

| : | 2012 | 12 | 31 |
|---|------|------------------|------------------|
| | | | |
| | | | |
| | | 123,000,000.00 | 168,000,000.00 |
| | | - | - |
| | | - | - |
| | | - | - |
| | | - | - |
| | | 131,544,919.85 | 244,176,704.16 |
| | | 833,476,091.93 | 838,660,391.61 |
| | | 357,075,525.92 | 365,755,027.36 |
| | | - | - |
| | | - | - |
| | | 40,358,022.77 | 65,528,849.12 |
| | | 25,289,715.93 | 42,121,362.35 |
| | | 14,809,791.82 | 10,010,065.98 |
| | | 19,100,803.41 | 19,106,913.89 |
| | | 44,092,625.10 | 62,453,324.76 |
| | | - | - |
| | | - | - |
| | | - | - |
| | | - | - |
| | | 50,000,000.00 | 83,500,000.00 |
| | | | |
| | | 1,638,747,496.73 | 1,899,312,639.23 |
| | | | |
| | | 221,000,000.00 | 450,000,000.00 |
| | | 988,211,281.04 | 590,170,446.55 |
| | | - | - |
| | | 85,240,543.87 | 64,270,942.60 |
| | | - | - |
| | | - | - |
| | | 35,603,325.66 | 35,393,883.78 |
| | | 1,330,055,150.57 | 1,139,835,272.93 |
| | | 2,968,802,647.30 | 3,039,147,912.16 |
| | | | |
| | | 862,796,348.00 | 858,885,048.00 |
| | | 1,530,525,645.55 | 1,486,929,788.65 |
| | | - | - |
| | | - | - |
| | | 345,400,047.72 | 299,733,416.05 |
| | | - | - |
| | | 579,518,944.40 | 653,226,796.29 |
| | | - | - |
| | | 3,318,240,985.67 | 3,298,775,048.99 |
| | | 1,325,222,217.30 | 584,330,127.16 |
| | | 4,643,463,202.97 | 3,883,105,176.15 |
| | | 7,612,265,850.27 | 6,922,253,088.31 |

| : | 2012 | 12 | 31 |
|---|------|------------------|------------------|
| | | | |
| | | | |
| | | 531,163,067.37 | 604,733,290.52 |
| | | - | - |
| | | - | - |
| | | - | - |
| | | 223,973,967.92 | 209,428,313.76 |
| | | 345,909,317.21 | 342,495,086.18 |
| | | 369,024,081.15 | 395,823,542.78 |
| | | - | - |
| | | - | - |
| | | - | - |
| | | - | - |
| | | 26,100,000.00 | - |
| | | 168,638,952.56 | 74,958,026.41 |
| | | - | - |
| | | 471,093,297.77 | 799,127,140.94 |
| | | - | - |
| | | - | - |
| | | 2,135,902,683.98 | 2,426,565,400.59 |
| | | - | - |
| | | - | - |
| | | - | - |
| | | - | - |
| | | 1,609,153,454.84 | 981,647,097.03 |
| | | - | - |
| | | 846,586,423.91 | 1,202,307,785.35 |
| | | 487,756,984.45 | 214,628,514.47 |
| | | - | - |
| | | - | - |
| | | - | - |
| | | - | - |
| | | 226,097,997.91 | 216,559,295.76 |
| | | 55,411,013.20 | 38,014,866.52 |
| | | - | - |
| | | 4,070,027.57 | 171,444.99 |
| | | 19,669,854.97 | 9,478,924.88 |
| | | - | - |
| | | 3,248,745,756.85 | 2,662,807,929.00 |
| | | 5,384,648,440.83 | 5,089,373,329.59 |

| | | 2012 | |
|-----|-----|------------------|------------------|
| | | | |
| | | 3,818,705,044.44 | 4,530,698,533.80 |
| | | 3,818,705,044.44 | 4,530,698,533.80 |
| | | - | - |
| | | - | - |
| | | - | - |
| | | 3,717,019,007.96 | 4,095,979,671.72 |
| | | 3,204,915,546.75 | 3,726,517,099.38 |
| | | - | - |
| | | - | - |
| | | - | - |
| | | - | - |
| | | - | - |
| | | - | - |
| | | - | - |
| | | 20,931,271.94 | 14,935,603.57 |
| | | 99,493,325.89 | 92,880,396.08 |
| | | 253,548,411.63 | 203,676,407.27 |
| | | 67,865,360.85 | 24,670,649.42 |
| | | 70,265,090.90 | 33,299,516.00 |
| | “_” | - | - |
| | “-” | -6,460,774.25 | -381,201.65 |
| | | -8,751,463.10 | -447,201.65 |
| | “-” | - | - |
| | | 95,225,262.23 | 434,337,660.43 |
| | | 35,814,353.26 | 5,572,200.85 |
| | | 241,200.58 | 940,639.02 |
| | | 220,746.36 | 567,357.74 |
| | | 130,798,414.91 | 438,969,222.26 |
| | | 35,580,496.19 | 64,725,216.36 |
| | | 95,217,918.72 | 374,244,005.90 |
| | | 75,494,341.52 | 314,539,645.45 |
| | | 19,723,577.20 | 59,704,360.45 |
| | | | |
| () | | 0.0876 | 0.3671 |
| () | | 0.0876 | 0.3654 |
| | | | |
| | | 95,217,918.72 | 374,244,005.90 |
| | | 75,494,341.52 | 314,539,645.45 |
| | | 19,723,577.20 | 59,704,360.45 |

:

| | | 2012 | |
|--|--|------------------|------------------|
| | | | |
| | | 4,314,617,728.89 | 4,876,874,149.70 |
| | | - | |
| | | - | |
| | | - | |
| | | - | |
| | | - | |
| | | - | |
| | | - | |
| | | - | |
| | | - | |
| | | - | |
| | | 14,939,435.98 | 21,640,481.68 |
| | | 99,188,652.50 | 46,218,907.30 |
| | | 4,428,745,817.37 | 4,944,733,538.68 |
| | | 2,967,239,560.53 | 4,095,146,214.62 |
| | | - | |
| | | - | |
| | | - | |
| | | - | |
| | | 514,588,785.13 | 415,959,202.77 |
| | | 221,715,838.43 | 164,409,937.74 |
| | | 140,691,271.47 | 131,699,524.52 |
| | | 3,844,235,455.56 | 4,807,214,879.65 |
| | | 584,510,361.81 | 137,518,659.03 |
| | | - | |
| | | 2,290,688.85 | 66,000.00 |
| | | 3,129,335.47 | 3,249,002.39 |
| | | 2,059,897.11 | |
| | | 5,587,706.18 | |
| | | 13,067,627.61 | 3,315,002.39 |
| | | 644,816,270.06 | 470,974,763.17 |
| | | 20,000,000.00 | |
| | | - | |
| | | - | 63,617,139.03 |
| | | 710,212.00 | |
| | | 665,526,482.06 | 534,591,902.20 |
| | | -652,458,854.45 | -531,276,899.81 |
| | | | |
| | | 729,856,019.63 | 40,746,464.00 |
| | | 692,659,554.63 | 2,599,000.00 |
| | | 118,000,000.00 | 633,546,592.53 |
| | | 400,000,000.00 | 600,000,000.00 |
| | | 14,600,000.00 | 22,539,600.00 |
| | | 1,262,456,019.63 | 1,296,832,656.53 |
| | | 469,906,804.29 | 621,154,229.17 |
| | | 229,060,806.24 | 173,598,264.81 |
| | | 36,597,929.82 | 18,179,500.01 |
| | | 4,888,185.87 | 10,172,285.70 |
| | | 703,855,796.40 | 804,924,779.68 |
| | | 558,600,223.23 | 491,907,876.85 |
| | | -4,593,323.90 | -2,234,168.59 |
| | | 486,058,406.69 | 95,915,467.48 |
| | | 923,405,163.93 | 827,489,696.45 |
| | | 1,409,463,570.62 | 923,405,163.93 |

| | | 2012 | |
|--|--|------------------|------------------|
| | | | |
| | | | |
| | | 2,614,796,402.12 | 2,889,478,217.96 |
| | | | |
| | | | |
| | | | |
| | | | |
| | | | |
| | | | |
| | | | |
| | | | |
| | | | |
| | | | |
| | | | |
| | | | |
| | | | |
| | | | |
| | | | |
| | | | |
| | | 133,747,333.05 | 25,926,603.41 |
| | | 2,748,543,735.17 | 2,915,404,821.37 |
| | | 1,754,777,881.86 | 2,389,420,333.79 |
| | | | |
| | | | |
| | | | |
| | | | |
| | | | |
| | | | |
| | | | |
| | | | |
| | | | |
| | | | |
| | | | |
| | | 327,232,037.36 | 238,830,394.17 |
| | | 138,416,009.95 | 125,803,903.65 |
| | | 131,599,310.61 | 60,139,474.99 |
| | | 2,352,025,239.78 | 2,814,194,106.60 |
| | | 396,518,495.39 | 101,210,714.77 |
| | | | |
| | | | |
| | | 4,224,000.00 | |
| | | 36,689,423.70 | 40,116,000.00 |
| | | 2,637,537.56 | 3,008,130.39 |
| | | | |
| | | | |
| | | | |
| | | 43,550,961.26 | 43,124,130.39 |
| | | 498,077,677.43 | 264,006,973.08 |
| | | 23,960,212.00 | 156,326,664.20 |
| | | | |
| | | | |
| | | 1,575,551.81 | |
| | | | |
| | | | |
| | | 523,613,441.24 | 420,333,637.28 |
| | | -480,062,479.98 | -377,209,506.89 |
| | | | |
| | | | |
| | | 37,196,465.00 | 38,147,464.00 |
| | | | |
| | | | 420,000,000.00 |
| | | 400,000,000.00 | 600,000,000.00 |
| | | 10,000,000.00 | 21,110,000.00 |
| | | 447,196,465.00 | 1,079,257,464.00 |
| | | 270,000,000.00 | 555,000,000.00 |
| | | 162,822,635.36 | 134,792,974.72 |
| | | | |
| | | | |
| | | | |
| | | 4,400,000.00 | 10,172,285.70 |
| | | 437,222,635.36 | 699,965,260.42 |
| | | 9,973,829.64 | 379,292,203.58 |
| | | -68.20 | -5,746.30 |
| | | -73,570,223.15 | 103,287,665.16 |
| | | 604,733,290.52 | 501,445,625.36 |
| | | 531,163,067.37 | 604,733,290.52 |

2012

| 2012 | | | | | | | | | | |
|------|----------------|------------------|---|---|----------------|---|-----------------|---|----------------|------------------|
| | | | | | | | | | | |
| | 854,873,748.00 | 1,452,084,204.26 | - | - | 248,733,357.01 | - | 492,272,059.62 | - | 468,229,331.10 | 3,516,192,699.99 |
| | - | - | - | - | - | - | - | - | - | - |
| | - | - | - | - | - | - | - | - | - | - |
| | 854,873,748.00 | 1,452,084,204.26 | - | - | 248,733,357.01 | - | 492,272,059.62 | - | 468,229,331.10 | 3,516,192,699.99 |
| “-” | 4,011,300.00 | 34,845,584.39 | - | - | 51,000,059.04 | - | 160,954,736.67 | - | 116,100,796.06 | 366,912,476.16 |
| | - | - | - | - | - | - | 314,539,645.45 | - | 59,704,360.45 | 374,244,005.90 |
| | - | - | - | - | - | - | - | - | - | - |
| | - | - | - | - | - | - | 314,539,645.45 | - | 59,704,360.45 | 374,244,005.90 |
| | 4,011,300.00 | 34,845,584.39 | - | - | - | - | - | - | 74,575,935.62 | 113,432,820.01 |
| 1. | 4,011,300.00 | 34,136,164.00 | - | - | - | - | - | - | 69,767,168.97 | 107,914,632.97 |
| 2. | - | - | - | - | - | - | - | - | - | - |
| 3. | - | 709,420.39 | - | - | - | - | - | - | 4,808,766.65 | 5,518,187.04 |
| | - | - | - | - | 51,000,059.04 | - | -153,584,908.78 | - | -18,179,500.01 | -120,764,349.75 |
| 1. | - | - | - | - | 51,000,059.04 | - | -51,000,059.04 | - | - | - |
| 2. | - | - | - | - | - | - | - | - | - | - |
| 3. | - | - | - | - | - | - | -102,584,849.74 | - | -18,179,500.01 | -120,764,349.75 |
| 4. | - | - | - | - | - | - | - | - | - | - |
| | - | - | - | - | - | - | - | - | - | - |
| 1. | - | - | - | - | - | - | - | - | - | - |
| 2. | - | - | - | - | - | - | - | - | - | - |
| 3. | - | - | - | - | - | - | - | - | - | - |
| 4. | - | - | - | - | - | - | - | - | - | - |
| () | | | | | | | | | | |
| 1. | | | | | | | | | | |
| 2. | | | | | | | | | | |
| | 858,885,048.00 | 1,486,929,788.65 | - | - | 299,733,416.05 | - | 653,226,796.29 | - | 584,330,127.16 | 3,883,105,176.15 |

2012

| | | | | | | | | | |
|-----|----------------|------------------|---|---|----------------|---|-----------------|---|------------------|
| | | | | | | | | | |
| | 858,885,048.00 | 1,484,720,153.82 | - | - | 299,733,416.05 | - | 392,228,094.94 | - | 3,035,566,712.81 |
| | - | - | - | - | - | - | - | - | - |
| | - | - | - | - | - | - | - | - | - |
| | 858,885,048.00 | 1,484,720,153.82 | - | - | 299,733,416.05 | - | 392,228,094.94 | - | 3,035,566,712.81 |
| “-” | 3,911,300.00 | 33,285,165.00 | - | - | 45,666,631.67 | - | 79,130,964.92 | - | 161,994,061.59 |
| | - | - | - | - | - | - | 228,333,158.33 | - | 228,333,158.33 |
| | - | - | - | - | - | - | - | - | - |
| | - | - | - | - | - | - | 228,333,158.33 | - | 228,333,158.33 |
| | 3,911,300.00 | 33,285,165.00 | - | - | - | - | - | - | 37,196,465.00 |
| 1. | 3,911,300.00 | 33,285,165.00 | - | - | - | - | - | - | 37,196,465.00 |
| 2. | - | - | - | - | - | - | - | - | - |
| 3. | - | - | - | - | - | - | - | - | - |
| | - | - | - | - | 45,666,631.67 | - | -149,202,193.41 | - | -103,535,561.74 |
| 1. | - | - | - | - | 45,666,631.67 | - | -45,666,631.67 | - | - |
| 2. | - | - | - | - | - | - | - | - | - |
| 3. | - | - | - | - | - | - | -103,535,561.74 | - | -103,535,561.74 |
| 4. | - | - | - | - | - | - | - | - | - |
| | - | - | - | - | - | - | - | - | - |
| 1. | - | - | - | - | - | - | - | - | - |
| 2. | - | - | - | - | - | - | - | - | - |
| 3. | - | - | - | - | - | - | - | - | - |
| 4. | - | - | - | - | - | - | - | - | - |
| () | | | | | | | | | |
| 1. | | | | | | | | | |
| 2. | | | | | | | | | |
| | 862,796,348.00 | 1,518,005,318.82 | | | 345,400,047.72 | - | 471,359,059.86 | - | 3,197,560,774.40 |

2012

| | | | | | | | | | |
|-----|----------------|------------------|---|---|----------------|---|-----------------|---|------------------|
| | | | | | | | | | |
| | 854,873,748.00 | 1,449,874,289.82 | - | - | 248,733,357.01 | - | 290,812,708.57 | - | 2,844,294,103.40 |
| | - | - | - | - | - | - | - | - | - |
| | - | - | - | - | - | - | - | - | - |
| | 854,873,748.00 | 1,449,874,289.82 | - | - | 248,733,357.01 | - | 290,812,708.57 | - | 2,844,294,103.40 |
| “-” | 4,011,300.00 | 34,845,864.00 | - | - | 51,000,059.04 | - | 101,415,386.37 | - | 191,272,609.41 |
| | - | - | - | - | - | - | 255,000,295.15 | - | 255,000,295.15 |
| | - | - | - | - | - | - | - | - | - |
| | - | - | - | - | - | - | 255,000,295.15 | - | 255,000,295.15 |
| | 4,011,300.00 | 34,845,864.00 | - | - | - | - | - | - | 38,857,164.00 |
| 1. | 4,011,300.00 | 34,136,164.00 | - | - | - | - | - | - | 38,147,464.00 |
| 2. | - | - | - | - | - | - | - | - | - |
| 3. | - | 709,700.00 | - | - | - | - | - | - | 709,700.00 |
| | - | - | - | - | 51,000,059.04 | - | -153,584,908.78 | - | -102,584,849.74 |
| 1. | - | - | - | - | 51,000,059.04 | - | -51,000,059.04 | - | - |
| 2. | - | - | - | - | - | - | - | - | - |
| 3. | - | - | - | - | - | - | -102,584,849.74 | - | -102,584,849.74 |
| 4. | - | - | - | - | - | - | - | - | - |
| | - | - | - | - | - | - | - | - | - |
| 1. | - | - | - | - | - | - | - | - | - |
| 2. | - | - | - | - | - | - | - | - | - |
| 3. | - | - | - | - | - | - | - | - | - |
| 4. | - | - | - | - | - | - | - | - | - |
| () | | | | | | | | | |
| 1. | | | | | | | | | |
| 2. | | | | | | | | | |
| | 858,885,048.00 | 1,484,720,153.82 | - | - | 299,733,416.05 | - | 392,228,094.94 | - | 3,035,566,712.81 |

2006 2 15

2006 2 15

1 1 12 31

”

“

(1)

(2)

(1)

(2)

(3)

2) 1) 13 —
14 —

(1)

(2)

(1)

(2)

(1)

(2)

(1)

(2)

| | |
|--|--|
| | |
|--|--|

| | | |
|--|--|--|
| | | |
| | | |

√ □

| | (%) | (%) |
|----------|------|------|
| 1 1 | 5% | 5% |
| 1 2 | 8% | 8% |
| 2 3 | 15% | 15% |
| 3 4 | 25% | 25% |
| 4 5 | 50% | 50% |
| 5 | 100% | 100% |

□ √

□ √

(1)

(2)

(3)

| | | |
|-------|----|-------------|
| 15-40 | 5% | 2.38-6.33 |
| 10-14 | 5% | 6.79-9.50 |
| 10-16 | 5% | 5.94-9.50 |
| 12-20 | 5% | 4.75-7.92 |
| 8-10 | 5% | 9.50-11.88 |
| 5-8 | 5% | 11.88-19.00 |
| 8-12 | 5% | 7.92-11.88 |
| 18 | 5% | 5.28 |
| 10-12 | 5% | 7.92-9.50 |
| 10 | 5% | 9.50 |

(1) 1) 2) 3)

(2) 3

(3)

| | 2-15 | |
|-----|------|--|
| | 2-15 | |
| ERP | 2-15 | |
| | 40 | |

“

”

1-2

(2)

(1)

(3)

(4)

(5)

(1)

(2)

(1)

(2)

(3)

(2)

(4)

(1)

(5)

(3)

1.

2.

3.

4.

(1)

(2)

√ □

√ □

1,063,121,455.16

1,148,820,952.72

1,089,045,415.50

926,751,467.71

97,858,922.14

152,852,387.81

37485,958.62

—

| | | | | | |
|--|--|--|-----|-----|--|
| | | | (%) | (%) | |
|--|--|--|-----|-----|--|

| | | | | |
|------------|---------------|-----|-----|--------------|
| 20,000,000 | 20,000,000.00 | 60% | 60% | 8,356,063.99 |
|------------|---------------|-----|-----|--------------|

| | | | | |
|-------------|----------------|-----|-----|---------------|
| 291,278,447 | 291,278,447.00 | 95% | 95% | 17,962,267.23 |
|-------------|----------------|-----|-----|---------------|

| | | | | |
|------------|---------------|-----|-----|---------------|
| 17,800,000 | 17,800,000.00 | 60% | 60% | 10,430,981.47 |
|------------|---------------|-----|-----|---------------|

| | | | | | | | | | | | | | |
|--|--|--|--|---------------|--|----------------|--|-----|-----|--|----------------|--|--|
| | | | | | | | | | | | | | |
| | | | | 1,000,000,000 | | 917,429,000.00 | | 51% | 51% | | 532,671,974.47 | | |
| | | | | 5,000,000 | | 3,250,000.00 | | 65% | 65% | | 1,814,666.58 | | |

| | | | | | | | | | | | | | |
|--|--|--|--|---------------|--|----------------|--|--------|--------|--|----------------|--|--|
| | | | | | | | | (%) | (%) | | | | |
| | | | | 291,530,000 | | 291,530,000.00 | | 51.45% | 51.45% | | 647,949,625.69 | | |
| | | | | 44,873,822.87 | | 44,873,822.87 | | 60% | 60% | | 29,692,341.65 | | |

| | | | | | | | | | | | | | |
|--|--|--|--|---------------|--|---------------|--|--------|--------|--|---------------|--|--|
| | | | | 85,000,000.00 | | 85,000,000.00 | | 50.59% | 50.59% | | 74,192,427.96 | | |
|--|--|--|--|---------------|--|---------------|--|--------|--------|--|---------------|--|--|

1.

51%

2.

65%

3.

-

[

]

51%

4.

80%

“

”

√

□

3

1.

51%

2.

65%

3.

-

[

]

51%

1

80%

| | | |
|--|------------------|---------------|
| | | |
| | 1,069,421,103.90 | 2,000,119.21 |
| | 5,184,761.67 | 184,761.67 |
| | 148,925,761.34 | -7,418,307.44 |

| | | |
|--|--------------|-------------|
| | | |
| | 2,449,838.94 | -171,628.97 |

| | | |
|--|---------------|--|
| | | |
| | -7,448,375.08 | |

| : | -- | -- | 1,658,359.52 | -- | -- | 1,118,797.27 |
|---|--------------|--------|------------------|------------|--------|----------------|
| | -- | -- | 1,646,870.52 | -- | -- | 1,087,354.69 |
| | | | | | | |
| | 519.94 | 8.3176 | 4,324.64 | 2,365.00 | 8.1625 | 19,304.31 |
| | 25,000.00 | 0.0730 | 1,826.23 | 135,000.00 | 0.0811 | 10,948.50 |
| | 10,000.00 | 0.1139 | 1,139.00 | 10,000.00 | 0.1189 | 1,189.77 |
| | -- | -- | 1,354,405,671.74 | -- | -- | 843,727,376.15 |
| | -- | -- | 1,327,278,195.19 | -- | -- | 837,640,790.33 |
| | 3,515,506.85 | 6.2855 | 22,096,718.33 | 951,690.43 | 6.3009 | 5,996,479.82 |
| | 604,832.94 | 8.3176 | 5,030,758.23 | 11,039.02 | 8.1625 | 90,106.00 |
| | | | | | | |
| | | | | | | |
| | -- | -- | 53,399,539.36 | -- | -- | 78,558,990.51 |
| | -- | -- | 51,497,138.50 | -- | -- | 76,651,928.61 |
| | 302,665.00 | 6.2855 | 1,902,400.86 | 302,665.00 | 6.3009 | 1,907,061.90 |
| | -- | -- | 1,409,463,570.62 | -- | -- | 923,405,163.93 |

52.64%
531,691,916.06

159,217,638.57

| | | |
|--|----------------|----------------|
| | | |
| | 411,985,069.99 | 343,575,670.22 |
| | 2,776,000.00 | 22,687,175.56 |
| | 414,761,069.99 | 366,262,845.78 |

| | | | | |
|--|--|--|--|--|
| | | | | |
|--|--|--|--|--|

| | | | | |
|--|------------|------------|---------------|--|
| | | | | |
| | 2012 12 04 | 2013 04 22 | 18,070,000.00 | |
| | 2012 11 26 | 2013 05 26 | 8,800,000.00 | |
| | 2012 10 22 | 2013 04 22 | 8,700,000.00 | |
| | 2012 09 26 | 2013 03 26 | 5,000,000.00 | |
| | 2012 09 24 | 2013 03 24 | 5,000,000.00 | |
| | 2012 12 20 | 2013 06 20 | 4,560,000.00 | |
| | 2012 10 22 | 2013 04 22 | 3,000,000.00 | |
| | 2012 07 31 | 2013 01 31 | 4,000,000.00 | |
| | 2012 07 16 | 2013 01 16 | 3,000,000.00 | |

| | | | | |
|--|------------|------------|---------------|----|
| | 2012 10 25 | 2013 04 25 | 3,000,000.00 | |
| | -- | -- | 64,130,000.00 | -- |

48,498,224.21 13.24% 243,054,573.95 ,

| | | | | | | | |
|--|---------------|-------|---------------|--------|--|-----|-----|
| | | (%) | | (%) | | (%) | (%) |
| | 21,486,266.67 | 2.78% | 20,205,805.03 | 94.04% | | | |

| | | | | | | |
|-----|----------------|--------|---------------|----------------|--------|---------------|
| 1 | | | | | | |
| | -- | -- | -- | -- | -- | -- |
| 1 | 642,599,292.46 | 85.59% | 32,129,964.63 | 639,495,372.07 | 87.94% | 31,983,562.01 |
| 1 2 | 53,292,569.23 | 7.1% | 4,263,405.54 | 47,365,229.41 | 6.51% | 3,789,218.34 |
| 2 3 | 23,161,527.05 | 3.09% | 3,474,229.06 | 7,907,773.16 | 1.09% | 1,186,165.98 |
| 3 | 31,691,184.40 | 4.22% | 23,186,509.71 | 32,423,054.57 | 4.46% | 22,075,311.81 |
| 3 4 | 6,488,909.85 | 0.86% | 1,622,227.46 | 11,724,316.67 | 1.61% | 2,931,079.19 |
| 4 5 | 7,275,984.61 | 0.97% | 3,637,992.31 | 3,109,010.58 | 0.43% | 1,554,505.30 |
| 5 | 17,926,289.94 | 2.39% | 17,926,289.94 | 17,589,727.32 | 2.42% | 17,589,727.32 |
| | 750,744,573.14 | -- | 63,054,108.94 | 727,191,429.21 | -- | 59,034,258.14 |

√

√

√

| | | | | |
|--|-----------|----------|-----------|----------|
| | | | | |
| | | | | |
| | 26,880.00 | 6,720.00 | 12,294.49 | 1,844.17 |
| | 26,880.00 | 6,720.00 | 12,294.49 | 1,844.17 |

| | | | | |
|--|--|---------------|---|-------|
| | | | | (%) |
| | | 15,695,730.32 | 1 | 2.03% |
| | | 11,868,819.02 | 1 | 1.55% |
| | | 19,954,730.47 | 1 | 2.58% |
| | | 13,428,738.00 | 1 | 1.74% |
| | | 13,548,840.19 | 1 | 1.75% |

| | | | | |
|--|----|---------------|----|-------|
| | | | | |
| | -- | 74,496,858.00 | -- | 9.65% |

| | | (%) | | (%) | | (%) | | (%) |
|--|---------------|-------|---------------|--------|----------------|--------|---------------|--------|
| | 4,902,719.90 | 5.8% | 1,262,886.23 | 25.76% | 1,262,886.23 | 1.24% | 1,262,886.23 | 100% |
| | 79,607,829.36 | 94.2% | 18,236,766.44 | 22.91% | 100,476,226.13 | 98.76% | 15,808,584.72 | 15.73% |
| | 79,607,829.36 | 94.2% | 18,236,766.44 | 22.91% | 100,476,226.13 | 98.76% | 15,808,584.72 | 15.73% |
| | 84,510,549.26 | -- | 19,499,652.67 | -- | 101,739,112.36 | -- | 17,071,470.95 | -- |

√ □

| | | | % | |
|--|--------------|--------------|--------|----|
| | 4,902,719.90 | 1,262,886.23 | 25.76% | |
| | 4,902,719.90 | 1,262,886.23 | -- | -- |

√ □

| | | (%) | | (%) | | (%) |
|---|---------------|--------|--------------|---------------|--------|--------------|
| 1 | | | | | | |
| 1 | 29,580,624.73 | 37.16% | 1,479,031.24 | 47,178,049.54 | 46.96% | 2,221,918.72 |

| | | | | | | | |
|---|---|---------------|--------|---------------|---------------|--------|---------------|
| 1 | 2 | 12,290,646.70 | 15.44% | 983,251.74 | 1,409,784.40 | 1.4% | 112,782.75 |
| 2 | 3 | 561,146.46 | 0.7% | 84,171.97 | 20,873,528.30 | 20.77% | 3,131,029.24 |
| 3 | | 37,175,411.47 | 46.7% | 15,690,311.50 | 31,014,863.89 | 30.87% | 10,342,854.01 |
| 3 | 4 | 18,678,946.08 | 23.46% | 4,669,736.52 | 27,470,179.33 | 27.34% | 6,867,544.83 |
| 4 | 5 | 14,951,780.83 | 18.78% | 7,475,890.42 | 138,750.76 | 0.14% | 69,375.38 |
| 5 | | 3,544,684.56 | 4.45% | 3,544,684.56 | 3,405,933.80 | 3.39% | 3,405,933.80 |
| | | | | | | | |

| | | % | | % |
|-----|----------------|--------|----------------|--------|
| 1 | 251,892,710.79 | 57.04% | 345,647,968.09 | 63.59% |
| 1 2 | 47,072,935.10 | 10.66% | 171,381,410.52 | 31.52% |
| 2 3 | 131,377,911.69 | 29.75% | 10,186,445.02 | 1.87% |
| 3 | 11,251,178.24 | 2.55% | 16,444,705.48 | 3.02% |
| | 441,594,735.82 | -- | 543,660,529.11 | -- |

| | | | | | |
|--|----|----------------|-----|-----|----|
| | | 154,289,643.45 | 1 | 1-2 | |
| | | 23,000,000.00 | 1 | | |
| | | 12,669,449.74 | 1 | | |
| | | 12,000,000.00 | 1-2 | | |
| | | 11,348,185.00 | 1 | | |
| | -- | 213,307,278.19 | -- | | -- |

| | | | |
|--|--------------|--|--------------|
| | | | |
| | 4,164,060.30 | | 2,388,860.30 |
| | 4,164,060.30 | | 2,388,860.30 |

102,065,793.29

18.77%

| | 209,778,560.69 | 5,614,252.08 | 204,164,308.61 | 306,392,040.51 | 5,250,661.77 | 301,141,378.74 |
|--|------------------|---------------|------------------|------------------|---------------|------------------|
| | 311,278,437.28 | 1,895,908.81 | 309,382,528.47 | 412,878,317.13 | 3,821,455.57 | 409,056,861.56 |
| | 563,912,903.23 | 19,722,606.23 | 544,190,297.00 | 612,744,963.47 | 13,534,645.73 | 599,210,317.74 |
| | 1,676,166.09 | | 1,676,166.09 | 2,542,055.74 | | 2,542,055.74 |
| | 2,883,876.86 | | 2,883,876.86 | 2,132,768.69 | | 2,132,768.69 |
| | | | | | | |
| | | | | | | |
| | 21,368,717.40 | | 21,368,717.40 | 38,954,470.43 | | 38,954,470.43 |
| | | | | | | |
| | 1,110,898,661.55 | 27,232,767.12 | 1,083,665,894.43 | 1,375,644,615.97 | 22,606,763.07 | 1,353,037,852.90 |

| | | | | | |
|--|--------------|------------|--|--------------|--------------|
| | | | | | |
| | 5,250,661.77 | 363,590.31 | | | 5,614,252.08 |
| | 3,821,455.57 | | | 1,925,546.76 | 1,895,908.81 |
| | | | | | |

264,745,954.42 19.25%

| | | | |
|-----|-----|--|--|
| (%) | (%) | | |
| | | | |
| | | | |

20%

20%

| | | | | | | | | | | | |
|--|----|--------------------|--------------------|-------------------|--------------------|--------|--------|----|-------------------|-------------------|--|
| | | 8,937,799 .45 | 8,937,799 .45 | | 8,937,799 .45 | 10.11% | 10.11% | | | | |
| | | 14,680,00 0.00 | 19,375,65 0.21 | 1,423,571 .01 | 20,799,22 1.22 | 20% | 20% | | | | |
| | | 30,000,00 0.00 | 21,876,87 8.66 | -7,551,06 4.31 | 14,325,81 4.35 | 30% | 30% | | | | |
| | | 20,000,00 0.00 | 26,810,72 4.47 | -2,623,96 9.80 | 24,186,75 4.67 | 40% | 40% | | | | |
| | | 897,000.0 0 | 897,000.0 0 | | 897,000.0 0 | 17% | 17% | | | | |
| | -- | 147,777,7 19.37 | 131,160,9 72.71 | 11,248,53 6.90 | 142,409,5 09.61 | -- | -- | -- | 52,011,96 9.20 | 52,011,96 9.20 | |

| | | | | |
|--|--|--|--|--|
| | | | | |
| | | | | |

7

2000

1

| | | | | | |
|--|--|------------------|----------------|------------------|------------------|
| | | | | | |
| | | 2,848,812,328.29 | 332,147,901.18 | 8,314,698.95 | 3,172,645,530.52 |
| | | 1,039,211,641.70 | 23,909,813.46 | 1,063,121,455.16 | 1,063,121,455.16 |
| | | 793,836,477.70 | 298,341,638.78 | 3,132,700.98 | 1,089,045,415.50 |

| | | | | | |
|----|------------------|---------------|-----------------|--------------|------------------|
| | 42,337,534.39 | | 5,698,556.62 | 2,305,303.50 | 45,730,787.51 |
| | 144,875,340.66 | | -46,848,549.02 | 167,869.50 | 97,858,922.14 |
| | 12,989,570.78 | | 24,496,387.84 | 167,869.50 | 37,485,958.62 |
| | 82,295,549.58 | | 30,949,616.10 | 69,772.58 | 113,175,393.10 |
| | 212,543,673.57 | | 95,482,314.39 | | 308,025,987.96 |
| | 36,343,565.12 | | 10,295,003.53 | 26,156.28 | 46,612,412.37 |
| | 282,140,384.53 | | 45,529,890.37 | 479,955.58 | 327,190,319.32 |
| | 202,238,590.26 | | -155,706,770.89 | 2,132,940.53 | 44,398,878.84 |
| -- | | | | | |
| | 689,164,625.21 | 34,275,319.86 | 182,017,928.49 | 5,104,730.45 | 900,353,143.11 |
| | 108,473,956.17 | 6,351,706.90 | 28,018,090.50 | | 142,843,753.57 |
| | 270,637,539.49 | 22,827,292.11 | 80,328,067.24 | 2,699,136.77 | 371,093,762.07 |
| | 22,827,722.48 | 25,344.80 | 1,455,895.65 | 1,561,185.55 | 22,747,777.38 |
| | 25,309,079.76 | | -3,496,733.42 | 42,983.24 | 21,769,363.10 |
| | 3,766,510.53 | | 7,827,749.81 | 42,983.24 | 11,594,260.34 |
| | 50,804,849.25 | 25,344.80 | 9,027,709.50 | 62,482.84 | 59,770,075.91 |
| | 77,309,805.33 | | 44,184,204.85 | 62,482.84 | 121,494,010.18 |
| | 10,534,540.28 | 5,070,976.05 | 4,266,722.20 | 23,798.74 | 19,848,439.79 |
| | 76,630,978.53 | | 27,487,202.01 | 392,687.52 | 103,725,493.02 |
| | 42,869,643.39 | | -17,080,979.85 | 322,455.79 | 25,466,207.75 |
| -- | | | -- | | |
| | 2,159,647,703.08 | | -- | | 2,272,292,387.41 |
| | 930,737,685.53 | | -- | | 920,277,701.59 |
| | 523,198,938.21 | | -- | | 717,951,653.43 |
| | 19,509,811.91 | | -- | | 22,983,010.13 |
| | 119,566,260.90 | | -- | | 76,089,559.04 |
| | 9,223,060.25 | | -- | | 25,891,698.28 |
| | 31,490,700.33 | | -- | | 53,405,317.19 |
| | 135,233,868.24 | | -- | | 186,531,977.78 |
| | 25,809,024.84 | | -- | | 26,763,972.58 |
| | 205,509,406.00 | | -- | | 223,464,826.30 |
| | 159,368,946.87 | | -- | | 18,932,671.09 |
| | 6,858,534.56 | | -- | | 6,858,534.56 |
| | 1.00 | | -- | | |
| | 3,228,890.10 | | -- | | 3,228,890.10 |

| | | | |
|--|------------------|----|------------------|
| | 1.00 | -- | |
| | 27,922.62 | -- | 27,922.62 |
| | 59,630.29 | -- | 59,630.29 |
| | 211,341.80 | -- | 211,341.80 |
| | 2,469,423.56 | -- | 2,469,423.56 |
| | 304,751.25 | -- | 304,751.25 |
| | 458,555.72 | -- | 458,555.72 |
| | 98,019.22 | -- | 98,019.22 |
| | 2,152,789,168.52 | -- | 2,265,433,852.85 |
| | 2,152,789,168.52 | -- | 2,152,789,168.52 |
| | 930,737,685.53 | -- | 930,737,685.53 |
| | 519,970,048.11 | -- | 519,970,048.11 |
| | 119,538,338.28 | -- | 119,538,338.28 |
| | 9,163,429.96 | -- | 9,163,429.96 |
| | 31,279,358.53 | -- | 31,279,358.53 |
| | 132,764,444.68 | -- | 132,764,444.68 |
| | 25,504,273.59 | -- | 25,504,273.59 |
| | 205,050,850.28 | -- | 205,050,850.28 |
| | 159,270,927.65 | -- | 159,270,927.65 |

182,017,928.49

147,090,621.75

| | | | | |
|--|---------------|---------------|--------------|--|
| | | | | |
| | 9,268,500.00 | 6,039,609.90 | 3,228,890.10 | |
| | 32,940.00 | 5,017.38 | 27,922.62 | |
| | 66,982.13 | 7,351.84 | 59,630.29 | |
| | 1,697,600.00 | 1,486,258.20 | 211,341.80 | |
| | 6,612,480.00 | 4,143,056.44 | 2,469,423.56 | |
| | 319,890.00 | 15,138.75 | 304,751.25 | |
| | 99,890.00 | 1,870.78 | 98,019.22 | |
| | 1,102,190.00 | 643,634.28 | 458,555.72 | |
| | 19,200,472.13 | 12,341,937.57 | 6,858,534.56 | |

| | | |
|--|--|------|
| | | |
| | | 2013 |
| | | 2013 |
| | | 2013 |

1. 323,833,202.23 11.37%
147,090,621.75
138,356,126.15
- 2.

| | 5,184,314.51 | | 5,184,314.51 | 323,749.78 | 323,749.78 |
|-----|----------------|--|----------------|----------------|----------------|
| | | | | 12,650,500.00 | 12,650,500.00 |
| (| 78,858,451.20 | | 78,858,451.20 | 72,109,528.24 | 72,109,528.24 |
| | 23,951,392.19 | | 23,951,392.19 | 22,040,728.42 | 22,040,728.42 |
| 24# | 33,952,848.41 | | 33,952,848.41 | 25,760,512.36 | 25,760,512.36 |
| | 68,651,602.41 | | 68,651,602.41 | 7,161,160.84 | 7,161,160.84 |
| | 80,074,695.41 | | 80,074,695.41 | 27,055,224.66 | 27,055,224.66 |
| LED | 137,877,485.15 | | 137,877,485.15 | 78,212,092.16 | 78,212,092.16 |
| | 51,697,732.30 | | 51,697,732.30 | 5,715,053.17 | 5,715,053.17 |
| | 21,019,672.77 | | 21,019,672.77 | | |
| | 501,268,194.35 | | 501,268,194.35 | 251,028,549.63 | 251,028,549.63 |

| | | | | | | (%) | | | | (%) | |
|-----|----------------------|--------------------|--------------------|-------------------|--|---------|---------|-------------------|-------------------|-------|--------------------|
| | 646,069, 700.00 | 323,749. 78 | 31,135,8 35.60 | 26,275,2 70.87 | | 97.51% | 97.51% | 11,474,0 02.00 | | | 5,184,31 4.51 |
| | 121,238, 000.00 | 12,650,5 00.00 | 9,586,09 1.54 | 22,236,5 91.54 | | 119.52% | 100.00% | 4,924,48 9.89 | | | |
| | 66,447,0 00.00 | 72,109,5 28.24 | 6,748,92 2.96 | | | 118.68% | 98.00% | 3,868,90 8.87 | 3,868,90 8.87 | 6.67% | 78,858,4 51.20 |
| | 202,600, 000.00 | | 68,651,6 02.41 | | | 33.89% | 33.89% | 556,715. 61 | 556,715. 61 | 6.67% | 68,651,6 02.41 |
| | 215,871, 000.00 | 27,055,2 24.66 | 53,019,4 70.75 | | | 37.09% | 37.09% | 1,371,91 3.40 | 1,371,91 3.40 | 6.67% | 80,074,6 95.41 |
| LED | 352,248, 000.00 | 78,212,0 92.16 | 59,665,3 92.99 | | | 39.14% | 39.14% | 4,625,14 3.78 | 4,625,14 3.78 | 6.67% | 137,877, 485.15 |
| | 102,926, 000.00 | 5,715,05 3.17 | 45,982,6 79.13 | | | 50.23% | 50.23% | 780,872. 75 | 780,872. 75 | 6.67% | 51,697,7 32.30 |
| | 1,707,39 9,700.00 | 196,066, 148.01 | 274,789, 995.38 | 48,511,8 62.41 | | -- | -- | 27,602,0 46.30 | 11,203,5 54.41 | -- | 422,344, 280.98 |

250,239,644.72

LED

59,665,392.99

61,490,441.57

53,019,470.75

45,982,679.13

| | | | |
|-------|----------------|----------------|----------------|
| | | | |
| | 375,723,327.04 | 191,457,716.41 | 567,181,043.45 |
| 1 | 25,540,567.80 | | 25,540,567.80 |
| 2 MIM | 10,942,807.04 | | 10,942,807.04 |
| 3 | 89,364,511.17 | 35,440,697.61 | 124,805,208.78 |
| | | | |

| | | | | |
|---|-----|----------------|----------------|----------------|
| 2 | MIM | | | |
| 3 | | | | |
| 4 | | | | |
| 5 | | | | |
| 6 | | | | |
| 7 | | | | |
| 8 | ERP | | | |
| | | 324,944,714.44 | 165,823,348.17 | 490,768,062.61 |
| 1 | | 12,656,527.10 | | 10,370,702.42 |
| 2 | MIM | 7,515,427.58 | | 6,991,165.10 |
| 3 | | 81,486,481.14 | | 106,794,480.64 |
| 4 | | 4,621,397.32 | | 4,146,439.93 |
| 5 | | 23,610,315.93 | | 160,359,895.88 |
| 6 | | | | |
| 7 | | 194,647,254.35 | | 200,969,804.68 |
| 8 | ERP | 407,311.02 | | 1,135,573.95 |

25,634,368.24

| | | | | | |
|--|---------------|----------------|---------------|----------------|---------------|
| | | | | | |
| | | 35,806,653.31 | 35,806,653.31 | | |
| | 58,431,524.18 | 216,627,408.73 | 14,496,405.56 | 179,222,851.79 | 81,339,675.56 |
| | 58,431,524.18 | 252,434,062.04 | 50,303,058.87 | 179,222,851.79 | 81,339,675.56 |

85.82%

58.88%

100

15,019.83

25,881.50

2012 3 10

| | | | | | |
|-----|---------------|--|--|---------------|--|
| | | | | | |
| () | 1,148,059.45 | | | 1,148,059.45 | |
| | 800,508.80 | | | 800,508.80 | |
| | 38,536,351.80 | | | 38,536,351.80 | |
| | 40,484,920.05 | | | 40,484,920.05 | |

2012 12 31

a.

b.

()

| | | | | | | |
|--|--------------|--------------|--------------|--|---------------|----|
| | | | | | | |
| | 6,104,047.64 | 357,026.00 | 512,818.20 | | 5,948,255.44 | |
| | 2,410,210.01 | 4,271,859.63 | 955,368.37 | | 5,726,701.27 | |
| | 402,499.00 | | 68,028.00 | | 334,471.00 | |
| | 8,916,756.65 | 4,628,885.63 | 1,536,214.57 | | 12,009,427.71 | -- |

3,092,671.06 34.68%

| | | |
|--|--|--|
| | | |
| | | |

| | | |
|--|---------------|---------------|
| | 24,951,277.31 | 12,814,465.15 |
| | 2,077,808.21 | 690,812.78 |
| | 27,029,085.52 | 13,505,277.93 |
| | | |

| | | |
|--|--------------|--------------|
| | | |
| | 4,693,610.42 | 5,913,396.06 |
| | 3,356,525.70 | 1,413,040.33 |
| | 143,660.55 | 810,697.12 |
| | 8,193,796.67 | 8,137,133.51 |

| | | | |
|------|---------------|--------------|----|
| | | | |
| 2013 | | | |
| 2014 | | | |
| 2015 | 3,018,461.86 | 3,018,461.86 | |
| 2016 | 2,633,699.46 | 2,633,699.46 | |
| 2017 | 7,773,941.49 | | |
| | 13,426,102.81 | 5,652,161.32 | -- |

| | | |
|--|--|--|
| | | |
| | | |
| | | |
| | | |
| | | |

| | | | | |
|--|---------------|---------------|--------------|----------------|
| | | | | |
| | 91,057,995.76 | 11,701,570.89 | | 102,759,566.65 |
| | 22,606,763.07 | 6,551,550.81 | 1,925,546.76 | 27,232,767.12 |
| | | 52,011,969.20 | | 52,011,969.20 |

| | | | | | |
|--|----------------|---------------|--|--------------|----------------|
| | 6,858,534.56 | | | | 6,858,534.56 |
| | 120,523,293.39 | 70,265,090.90 | | 1,925,546.76 | 188,862,837.53 |

| | | | |
|--|--|----------------|----------------|
| | | | |
| | | 5,000,000.00 | 15,000,000.00 |
| | | | 13,000,000.00 |
| | | 118,000,000.00 | 140,000,000.00 |
| | | 123,000,000.00 | 168,000,000.00 |

1. - 7800
6.6255% 2000 6.6225% 2013
7 5
- 1000
6.31% 2013 6 20 1000 6% 2013
9 21
- 220
8.2030% 2013 6 13 280
8.2030% 2013 6 24
- 2.

| | | |
|--|----------------|----------------|
| | | |
| | 131,544,919.85 | 244,176,704.16 |
| | 131,544,919.85 | 244,176,704.16 |

131,544,919.85

112,631,784.31 46.13%

| | | |
|--|--------------|-----------|
| | | |
| | 5,647,824.04 | 28,224.04 |
| | 5,647,824.04 | 28,224.04 |

1 54,637,904.01

| | | |
|--|--|------------|
| | | |
| | | 188,575.80 |
| | | 188,575.80 |

1 100,004,820.64

| | | | | |
|---|---------------|----------------|----------------|---------------|
| | | | | |
| | 48,575,656.71 | 326,987,825.43 | 355,063,165.92 | 20,500,316.22 |
| | | 29,102,461.09 | 28,763,187.31 | 339,273.78 |
| | 3,183,464.45 | 98,397,549.53 | 100,223,009.14 | 1,358,004.84 |
| 1 | 357,488.79 | 28,992,525.26 | 29,177,739.51 | 172,274.54 |
| 2 | 2,148,719.47 | 60,848,597.50 | 62,711,170.94 | 286,146.03 |
| 3 | 60,637.19 | 896,317.28 | 258,327.04 | 698,627.43 |
| 4 | 398,365.46 | 3,570,359.45 | 3,784,162.89 | 184,562.02 |
| 5 | 174,470.13 | 2,610,624.39 | 2,791,257.49 | -6,162.97 |

| | | | | |
|---|-----------|--------------|--------------|-----------|
| 6 | 43,783.41 | 1,479,125.65 | 1,500,351.27 | 22,557.79 |
|---|-----------|--------------|--------------|-----------|

| | | |
|--|---------------|---------------|
| | 957,737.00 | 973,524.45 |
| | 13,852,054.82 | 4,208,219.20 |
| | | 4,828,322.33 |
| | 14,809,791.82 | 10,010,065.98 |

47.95%

| | | | |
|--|---------------|---------------|----|
| | | | |
| | | 18,105,528.38 | |
| | 1,434,583.41 | 1,001,385.51 | |
| | 9,118,500.00 | | |
| | 1,669,500.00 | | |
| | 1,710,420.00 | | |
| | 870,000.00 | | |
| | 1,392,000.00 | | |
| | 522,000.00 | | |
| | 289,182.08 | | |
| | 1,740,000.00 | | |
| | 354,617.92 | | |
| | 19,100,803.41 | 19,106,913.89 | -- |

-

| | | |
|--|---------------|---------------|
| | | |
| | 44,092,625.10 | 62,453,324.76 |
| | 44,092,625.10 | 62,453,324.76 |

| | | |
|--|------------|--|
| | | |
| | 233,334.08 | |
| | 233,334.08 | |

1 821,667.75

| | |
|------|------------|
| 2010 | 528,834.53 |
| | 480,958.48 |
| | 184,685.67 |

| | | |
|---|---------------|---------------|
| | | |
| 1 | 50,000,000.00 | 83,500,000.00 |
| | 50,000,000.00 | 83,500,000.00 |

| | | |
|--|---------------|---------------|
| | | |
| | 50,000,000.00 | 83,500,000.00 |
| | 50,000,000.00 | 83,500,000.00 |

0.00

| | | | | | | | | |
|--|---------|---------|--|--|-------|--|--------------|--|
| | | | | | % | | | |
| | 2011 01 | 2013 11 | | | 6.15% | | 10,000,000.0 | |

| | | | | | | | | |
|--|---------------|---------------|----|-------|----|--------------------|----|--------------------|
| | 2009 10 14 | 2014 10 13 | | 6.22% | | 150,000,000. 00 | | 150,000,000. 00 |
| | 2011 07 08 | 2014 07 07 | | 6.72% | | 27,000,000.0 0 | | 30,000,000.0 0 |
| | 2011 09 06 | 2014 07 07 | | 6.72% | | 17,000,000.0 0 | | 20,000,000.0 0 |
| | 2011 11 07 | 2014 11 06 | | 6.72% | | 18,000,000.0 0 | | 20,000,000.0 0 |
| | 2011 12 27 | 2014 12 26 | | 6.72% | | 9,000,000.00 | | 10,000,000.0 0 |
| | -- | -- | -- | -- | -- | 221,000,000. 00 | -- | 230,000,000. 00 |

1

5.85%

2

5.85%

229,000,000.00
59,000,000.00

170,000,000.00

| | | | | | | | | | |
|--|---------------------|---------------|---|---------------------|------------------|-------------------|-------------------|------------------|--------------------|
| | | | | | | | | | |
| | 600,000,000. .00 | 2011 11 22 | 5 | 600,000,000. .00 | 4,208,219.1 8 | 38,400,000. 00 | 38,400,000. 00 | 4,208,219.1 8 | 592,197,122 .14 |
| | 400,000,000. .00 | 2012 07 25 | 5 | 400,000,000. .00 | | 9,643,835.6 2 | | 9,643,835.6 2 | 396,014,158 .90 |

2011 6 29

2011 7 19

2011

10 10

2011 11 24

6 2012 7 25

5

4

2012 7 25 2017 7 25

5.5%

[2012]T27

| | | | | | |
|--|---------------|---------------|---------------|---------------|----|
| | | | | | |
| | 61,270,942.60 | 62,954,911.52 | 41,985,310.25 | 82,240,543.87 | |
| | 3,000,000.00 | | | 3,000,000.00 | |
| | 64,270,942.60 | 62,954,911.52 | 41,985,310.25 | 85,240,543.87 | -- |

32.63%

| | | |
|----|---------------|---------------|
| | | |
|)- | 12,953,325.66 | 13,968,883.78 |
| - | 10,000,000.00 | 10,000,000.00 |
| | 8,250,000.00 | 9,625,000.00 |
| | 2,600,000.00 | |
| - | 1,800,000.00 | 1,800,000.00 |
| | 35,603,325.66 | 35,393,883.78 |

| | | | | | | | |
|--|----------------|--|--|--|--------------|--------------|----------------|
| | | | | | | | |
| | 858,885,048.00 | | | | 3,911,300.00 | 3,911,300.00 | 862,796,348.00 |

3

2012 3 6

93

391.13

9.51

3,719.65

391.13

33,285,165.00

2012 3 15

QJ[2012]1020

| | | | | |
|--|--|--|--|--|
| | | | | |
|--|--|--|--|--|

| | | | | |
|--|------------------|---------------|--|------------------|
| | 1,481,197,069.65 | 33,285,165.00 | | 1,514,482,234.65 |
| | 5,732,719.00 | 10,310,691.91 | | 16,043,410.91 |
| | 1,486,929,788.65 | 43,595,856.91 | | 1,530,525,645.56 |

| | | | | |
|--|----------------|---------------|--|----------------|
| | | | | |
| | 177,533,023.47 | 22,833,315.84 | | 200,366,339.31 |
| | 122,200,392.58 | 22,833,315.83 | | 145,033,708.41 |
| | 299,733,416.05 | 45,666,631.67 | | 345,400,047.72 |

| | | | |
|--|--|----------------|----|
| | | | |
| | | 653,226,796.29 | -- |
| | | 653,226,796.29 | -- |
| | | 75,494,341.52 | -- |
| | | 22,833,315.83 | |
| | | 22,833,315.83 | |
| | | 103,535,561.74 | |
| | | 579,518,944.39 | -- |

- 1) 0.00
- 2) 0.00
- 3) 0.00
- 4) 0.00
- 5) 0.00

| | | |
|--|------------------|------------------|
| | | |
| | 3,739,382,479.07 | 4,405,330,642.84 |
| | 79,322,565.37 | 125,367,890.96 |
| | 3,204,915,546.75 | 3,726,517,099.38 |

| | | | | |
|--|------------------|------------------|------------------|------------------|
| | | | | |
| | | | | |
| | 3,739,382,479.07 | 3,141,472,576.41 | 4,405,330,642.84 | 3,614,644,370.24 |
| | 3,739,382,479.07 | 3,141,472,576.41 | 4,405,330,642.84 | 3,614,644,370.24 |

| | | | | |
|--|------------------|------------------|------------------|------------------|
| | | | | |
| | | | | |
| | 506,897,703.97 | 460,405,024.27 | 472,023,270.91 | 371,852,322.05 |
| | 2,073,009,987.02 | 1,691,103,470.80 | 2,358,938,683.32 | 1,945,391,167.05 |
| | 1,159,474,788.08 | 989,964,081.34 | 1,574,368,688.61 | 1,297,400,881.14 |
| | 3,739,382,479.07 | 3,141,472,576.41 | 4,405,330,642.84 | 3,614,644,370.24 |

| | | | | |
|--|------------------|------------------|------------------|------------------|
| | | | | |
| | | | | |
| | 2,700,613,934.60 | 2,253,486,737.00 | 3,451,447,263.84 | 2,821,278,827.24 |
| | 1,038,768,544.47 | 887,985,839.41 | 953,883,379.00 | 793,365,543.00 |
| | 3,739,382,479.07 | 3,141,472,576.41 | 4,405,330,642.84 | 3,614,644,370.24 |

| | | |
|--|---------------|---------------|
| | 110,890.21 | 734,073.84 |
| | 13,493,108.39 | 15,616,269.21 |
| | 99,493,325.89 | 92,880,396.08 |

| | | |
|--|----------------|----------------|
| | | |
| | 93,683,881.60 | 73,128,257.61 |
| | 1,904,809.36 | 1,674,466.97 |
| | 2,284,210.22 | 2,381,271.91 |
| | 1,544,174.18 | 1,294,970.49 |
| | 11,717,845.28 | 8,692,682.52 |
| | 2,252,503.91 | 2,384,408.64 |
| | 1,046,757.52 | 571,814.97 |
| | 3,199,062.13 | 2,000,031.50 |
| | 510,609.06 | 530,946.60 |
| | 4,079,818.75 | 4,934,693.02 |
| | 9,263,697.16 | 10,774,713.39 |
| | 4,993,737.15 | 4,171,754.53 |
| | 1,696,968.01 | 1,121,797.75 |
| | 11,148,708.61 | 6,471,792.44 |
| | 50,303,058.87 | 46,361,717.84 |
| | 78,453.60 | 148,244.50 |
| | 712,878.27 | 374,148.13 |
| | 25,634,368.24 | 15,145,591.07 |
| | 21,858,798.79 | 19,933,566.73 |
| | 5,634,070.92 | 1,579,536.66 |
| | 253,548,411.63 | 203,676,407.27 |

| | | |
|--|---------------|---------------|
| | | |
| | 70,169,844.64 | 23,649,460.01 |
| | 4,593,323.90 | 5,497,095.05 |

| | | |
|--|---------------|---------------|
| | 983,286.30 | 2,046,997.37 |
| | 488,185.87 | 192,685.70 |
| | -8,369,279.86 | -6,715,588.71 |
| | 67,865,360.85 | 24,670,649.42 |

| | | |
|--|---------------|-------------|
| | | 66,000.00 |
| | -8,751,463.10 | -447,201.65 |
| | 2,290,688.85 | |
| | -6,460,774.25 | -381,201.65 |

| | | | |
|--|--|-----------|----|
| | | 66,000.00 | |
| | | 66,000.00 | -- |

| | | | |
|--|---------------|---------------|----|
| | 1,423,571.01 | 2,100,215.74 | |
| | -7,551,064.31 | -6,795,755.99 | |
| | -2,623,969.80 | 4,248,338.59 | |
| | -8,751,463.10 | -447,201.66 | -- |

| | | |
|--|---------------|---------------|
| | | |
| | 11,701,570.89 | 25,420,146.28 |

| | | | |
|----|---------------|--------------|----|
| | | 1,015,558.11 | |
| | 110,000.00 | | |
| | 17,240.00 | | |
| | 28,500.00 | | |
| | 30,000.00 | | |
| -- | 28,910.00 | | |
| | 287,371.00 | | |
| | 441,000.00 | | |
| | 27,864,461.12 | 4,827,058.11 | -- |

7,448,375.08

23,037,403.01

22,732,982.00

| | | | |
|--|------------|------------|--|
| | | | |
| | 220,746.36 | 567,357.74 | |
| | 220,746.36 | 567,357.74 | |
| | | 177,400.00 | |
| | | | |
| | 20,454.22 | 195,881.28 | |
| | 241,200.58 | 940,639.02 | |

| | | |
|--|----------------|---------------|
| | | |
| | 49,104,303.79 | 69,084,560.41 |
| | -13,523,807.59 | -4,359,344.05 |
| | 35,580,496.20 | 64,725,216.36 |

(1) EPS

| | |
|-----------------------------|----------------|
| 1 | 75,494,341.52 |
| 2 | -7,293,185.62 |
| 3=1-2 | 82,787,527.14 |
| 4 | 858,885,048.00 |
| 5 | |
| 6 | 3,911,300.00 |
| 7 | 8 |
| 8 | |
| 9 | |
| 10 | |
| 11 | 12 |
| 12=4+5+6×7/11 -8×9/11-10 | 861,492,581.33 |
| 13=1/12 | 0.0876 |
| 14=3/12 | 0.0961 |

(2)

| | |
|--------------------------------|----------------|
| 1 | 75,494,341.52 |
| 2 | -7,293,185.62 |
| 3=1-2 | 82,787,527.14 |
| 4 | 858,885,048.00 |
| 5 | |
| 6 | |
| 7 | 3,911,300.00 |
| 8 | 8 |
| 9 | |
| 10 | |
| 11 | |
| 12 | 12 |
| 13=4+5+6+7×8/12-9×10/12- 11 | 861,492,581.33 |
| 14=1/13 | 0.0876 |
| 15=3/13 | 0.0961 |

| | |
|--|---------------|
| | |
| | 8,369,279.86 |
| | 27,864,461.12 |
| | 62,954,911.52 |
| | 99,188,652.50 |

| | |
|--|----------------|
| | |
| | 139,707,985.17 |
| | 983,286.30 |
| | 140,691,271.47 |

| | |
|--|--|
| | |
| | |

| | |
|--|------------|
| | |
| | 710,212.00 |
| | 710,212.00 |

| | |
|--|--|
| | |
|--|--|

| | |
|--|---------------|
| | 14,600,000.00 |
| | 14,600,000.00 |

| | |
|--|--------------|
| | |
| | 4,400,000.00 |
| | 488,185.87 |
| | 4,888,185.87 |

| | | |
|-----|-----------------|-----------------|
| | | |
| 1 | -- | -- |
| | 95,217,918.71 | 374,244,005.90 |
| | 70,265,090.90 | 33,299,516.00 |
| | 182,017,928.49 | 127,366,289.10 |
| | 25,137,178.00 | 15,145,491.07 |
| | 1,536,214.57 | 1,431,304.02 |
| “ ” | 80,633.03 | 63,526.11 |
| “ ” | 74,763,168.54 | 26,085,504.90 |
| “ ” | 6,460,774.25 | 381,201.65 |
| “ ” | -13,523,807.59 | -4,359,344.05 |
| “ ” | 266,814,442.65 | -430,740,747.83 |
| “ ” | 68,754,640.50 | -415,447,425.98 |
| “ ” | -185,565,445.15 | 406,827,075.59 |
| | -7,448,375.08 | 3,222,262.55 |
| | 584,510,361.81 | 137,518,659.03 |
| 2 | -- | -- |
| 3 | -- | -- |

| | | |
|--|------------------|----------------|
| | 1,409,463,570.62 | 923,405,163.93 |
| | 923,405,163.93 | 827,489,696.45 |
| | 486,058,406.69 | 95,915,467.48 |

| | | |
|---|----------------|----------------|
| | | |
| | -- | -- |
| 1 | 72,287,100.00 | 106,945,664.20 |
| 2 | 72,287,100.00 | 106,945,664.20 |
| | 77,874,806.18 | 43,328,525.17 |
| 3 | -5,587,706.18 | 63,617,139.03 |
| 4 | 156,344,068.78 | 159,492,882.30 |
| | 124,149,568.64 | 184,906,182.29 |
| | 110,416,449.54 | 74,118,927.11 |
| | 78,221,949.40 | 99,532,227.10 |
| | -- | -- |
| 1 | 4,224,000.00 | |
| 2 | 4,224,000.00 | |
| | 2,164,102.89 | |
| 3 | 2,059,897.11 | |
| | 5,125,737.21 | |
| | 124,137.62 | |
| | 2,800,035.89 | |

| | | |
|--|------------------|----------------|
| | | |
| | 1,409,463,570.62 | 923,405,163.93 |
| | 1,658,359.52 | 1,118,797.27 |
| | 1,354,405,671.74 | 843,727,376.15 |
| | 53,399,539.36 | 78,558,990.51 |
| | 1,409,463,570.62 | 923,405,163.93 |

| | | | | | | | (%) | (%) | |
|--|--|--|--|--|--|------------|--------|--------|-----------|
| | | | | | | 116,478.50 | 40.78% | 40.78% | 400001889 |

| | | | | | | () | (%) | (%) | |
|--|--|--|--|--|--|-----------|--------|--------|-----------|
| | | | | | | 29,127.84 | 95% | 95% | 722666875 |
| | | | | | | 1,780.00 | 60% | 60% | 73541102X |
| | | | | | | 4,487.38 | 60% | 60% | 724736304 |
| | | | | | | 29,153.00 | 51.54% | 59.64% | 601079105 |
| | | | | | | 3,000.00 | 93.33% | 93.33% | 756744077 |
| | | | | | | 2,000.00 | 60% | 60% | 697599825 |

| | | | | | | | | | |
|--|--|--|--|--|--|------------|--------|--------|-----------|
| | | | | | | | | | |
| | | | | | | 8,500.00 | 50.59% | 50.59% | 238991668 |
| | | | | | | 500.00 | 65% | 65% | 597741898 |
| | | | | | | 100,000.00 | 51% | 51% | 055629068 |

| | | | | | | | | | |
|--|--|--|--|--|--|--------|--------|--------|-----------|
| | | | | | | | (%) | | |
| | | | | | | | (%) | | |
| | | | | | | | | | |
| | | | | | | 7,340 | 20% | 20% | 794797591 |
| | | | | | | 10,000 | 30% | 30% | 672077094 |
| | | | | | | 5,000 | 40% | 40% | 801748406 |
| | | | | | | 15,000 | 13.33% | 13.33% | 053604836 |

| | | | | | | | | | |
|--|--|--|--|--|--|--|--|--|-----------|
| | | | | | | | | | |
| | | | | | | | | | 400001889 |
| | | | | | | | | | 102071328 |
| | | | | | | | | | 744728272 |

| | | |
|--|--|-----------|
| | | 102065593 |
| | | 600384941 |
| | | 764215343 |
| | | 802071804 |
| | | 747635362 |
| | | 101976993 |
| | | 772567234 |
| | | 400011833 |
| | | 755281250 |
| | | 764234712 |
| | | 700149869 |
| | | 053604836 |

| | | | | % | | % |
|--|--|--|---------------|-------|---------------|-------|
| | | | 951,720.58 | 0.03% | 6,395,668.26 | 0.17% |
| | | | 2,844,094.77 | 0.1% | 657,295.79 | 0.02% |
| | | | | | 47,931.62 | 0% |
| | | | 244,200.00 | 0.01% | | |
| | | | 410,256.41 | 0.01% | 52,991.45 | 0% |
| | | | 56,000.00 | 0% | 158,974.36 | 0% |
| | | | 25,843,194.73 | 0.88% | 55,279,405.29 | 1.48% |
| | | | 195,435.90 | 0.01% | | |
| | | | 5,351,189.21 | 0.18% | 7,336,402.46 | 0.2% |

| | | | | | | |
|--|--|--|---------------|-------|----------------|-------|
| | | | | | | |
| | | | 70,423.09 | 0% | | |
| | | | 200,000.00 | 0.01% | 427,350.43 | 0.01% |
| | | | 120,593.22 | 0% | 201,787.86 | 0.01% |
| | | | 3,467.44 | 0% | 8,205.13 | 0% |
| | | | | | 701,428.26 | 0.02% |
| | | | | | 74,800.00 | 0% |
| | | | 12,483,632.41 | 0.43% | | |
| | | | 77,812,648.68 | 2.65% | 157,986,094.88 | 4.24% |
| | | | 8,692,307.69 | 0.3% | | |
| | | | 1,202,061.04 | 0.04% | 430,164.00 | 0.01% |
| | | | 7,055,800.00 | 0.24% | | |
| | | | 64,739,316.14 | 2.21% | 125,885,128.21 | 3.38% |

| | | | | % | | % |
|--|--|--|--------------|-------|--------------|-------|
| | | | 715,087.51 | 0.02% | 2,323,759.07 | 0.05% |
| | | | 1,521.79 | 0% | | |
| | | | 1,175.21 | 0% | 262,222.22 | 0.01% |
| | | | 1,709,829.07 | 0.04% | | |
| | | | 26,174.36 | 0% | | |

| | | | | | | |
|--|--|--|----------------|--------|----------------|--------|
| | | | 6,876,068.39 | 0.18% | | |
| | | | 37,524.62 | 0% | | |
| | | | | | 2,152,495.73 | 0.05% |
| | | | | | 63,581.20 | |
| | | | 1,346.13 | 0% | 74,741.32 | |
| | | | 27,064,435.97 | 0.71% | 45,320,083.50 | 1% |
| | | | 2,774,716.58 | 0.07% | 4,270,759.31 | 0.09% |
| | | | | | 15,000.00 | |
| | | | | | 3,196.58 | |
| | | | | | 253,846.15 | 0.01% |
| | | | 587,794,509.52 | 15.39% | 642,519,713.56 | 14.18% |
| | | | 3,783,371.80 | 0.1% | 3,434,380.34 | 0.08% |
| | | | 12,820.51 | 0% | | |
| | | | | | 1,024,521.79 | 0.02% |
| | | | 4,274,358.97 | 0.11% | | |

| | | | | | | |
|--|--|--|--|--|--|--|
| | | | | | | |
| | | | | | | |

| | | | 2010 01 01 | 2019 12 31 | | 594,257.00 |
|--|--|--|------------|------------|--|------------|
| | | | 2012 04 01 | 2014 03 31 | | 77,012.73 |

| | | | | | % | | % |
|--|--|--------------|--------------------|--------|------|------|----|
| | | | " 2012 107 " | | | | |
| | | 80% 422.4 | | 422.40 | 100% | 0.00 | 0% |
| | | | 2012 2 29 | | | | |

2012 2011

| | | |
|---|-----------------|-----------------|
| | 115.57 | 136.79 |
| | 9.26 | 15.50 |
| | 206.26 | 301.89 |
| | 323.79 | 375.48 |
| | 1,530.73 | 1,657.29 |
| | 23.33 | 23.70 |
| (| 6.54 | 13.30 |
| | <u>2,215.48</u> | <u>2,523.95</u> |

| | | | | 1,156,200.00 | 57,750.00 |
|--|--|----------------|------------|----------------|--------------|
| | | 5,000.00 | | 5,000.00 | |
| | | 11,480.26 | 688.16 | | |
| | | 588,011.00 | | 120,676.50 | |
| | | 44,200.00 | | 280,800.00 | |
| | | 126,500.00 | | 206,500.00 | |
| | | | | 327,702.88 | |
| | | 1,338,359.81 | | 447,591.61 | |
| | | 371,770.00 | 371,770.00 | 619,488.30 | 278,820.00 |
| | | 188,260.00 | | | |
| | | | | 1,496,420.00 | 74,821.00 |
| | | 4,800.00 | | 30,240.00 | |
| | | 26,880.00 | 3,802.90 | 12,294.49 | 1,844.17 |
| | | 4,164,060.30 | | 2,388,860.30 | |
| | | | | 13,940.00 | |
| | | 11,817,758.58 | 590,887.93 | 25,101,842.68 | 1,174,942.08 |
| | | 17,534.78 | 17,534.78 | | |
| | | 154,289,643.45 | | 181,037,466.60 | |
| | | 11,138,467.19 | 2,554.76 | 17,657,800.20 | |

| | | | | | |
|--|--|--------------|------------|--------------|-----------|
| | | | | | |
| | | 205,000.00 | | 20,000.00 | |
| | | 355,898.31 | | | |
| | | 6,062.39 | | 97,018.00 | |
| | | 500,000.00 | 25,000.00 | | |
| | | 2,100.00 | | | |
| | | 42,714.00 | | | |
| | | 1,540.03 | 231.00 | | |
| | | 1,372,376.50 | 121,948.14 | 1,372,376.50 | 73,829.41 |

| | | | |
|--|--|---------------|---------------|
| | | | |
| | | 410,544.94 | 1,133,324.79 |
| | | 41,982.20 | 7.20 |
| | | | |
| | | 78,255.32 | 163,992.67 |
| | | | |
| | | 1,354,190.00 | |
| | | 11,000.00 | 11,000.00 |
| | | | 512,623.72 |
| | | 2,876,852.59 | 11,109,453.25 |
| | | 13,346,800.00 | 26,608,800.00 |
| | | 24,059.50 | |
| | | 5,668,957.37 | 28,224.04 |

| | | | |
|--|--|---------------|---------------|
| | | | 188,575.80 |
| | | 233,334.08 | |
| | | 6,564,787.24 | 5,819,669.48 |
| | | | 705.90 |
| | | 21,924,702.78 | 13,019,965.37 |
| | | 269,740.60 | 1,026,986.36 |
| | | 14,672,140.55 | |
| | | 1,501.86 | |
| | | 36,507.42 | |
| | | 144,000.00 | |
| | | 569,800.00 | |
| | | 45,033.92 | |
| | | 2,600.00 | 665.00 |
| | | 633,000.00 | |
| | | 6,342,387.26 | |
| | | 12,774,489.38 | 31,564,104.48 |

1.2012 12 8
2013 2

12%

12%

1,200

2.

2012

2012

10%

10

1.20

| | | | |
|---|---|---|---------------------|
| 1 | 1 | | 4,317,778.85 |
| 1 | 2 | 2 | 1,017,778.85 |
| 2 | 3 | 3 | 1,017,778.85 |
| 3 | | | 1,017,778.85 |
| | | | <u>7,371,115.40</u> |

2012 12 31
(8.3176)

49

407.56

915.55

| | | (%) | | (%) | | (%) | | (%) |
|--|----------------|--------|---------------|-------|----------------|------|---------------|-------|
| | 21,693,631.60 | 5.74% | | 0% | | | | |
| | 356,255,023.35 | 94.26% | 32,039,337.74 | 8.99% | 373,223,610.36 | 100% | 30,728,524.18 | 8.23% |
| | 356,255,023.35 | 94.26% | 32,039,337.74 | 8.99% | 373,223,610.36 | 100% | 30,728,524.18 | 8.23% |
| | 377,948,654.95 | -- | 32,039,337.74 | -- | 373,223,610.36 | -- | 30,728,524.18 | -- |

□ √

√ □

| | | |
|--|--|--|
| | | |
|--|--|--|

| | | (%) | | | (%) | |
|-----|----------------|--------|---------------|----------------|--------|---------------|
| 1 | -- | -- | -- | -- | -- | -- |
| 1 | 285,056,677.79 | 80.01% | 14,255,333.92 | 312,291,562.52 | 83.68% | 15,621,846.30 |
| 1 2 | 42,173,303.70 | 11.84% | 3,373,864.30 | 37,736,613.08 | 10.11% | 3,018,929.04 |
| 2 3 | 10,122,030.82 | 2.84% | 1,518,304.63 | 6,456,549.28 | 1.73% | 968,482.39 |
| 3 | 18,903,011.04 | 5.31% | 12,891,834.89 | 16,738,885.48 | 4.48% | 11,119,266.44 |
| 3 4 | 5,450,812.01 | 1.53% | 1,362,703.00 | 6,355,149.59 | 1.7% | 1,588,787.41 |
| 4 5 | 3,846,134.29 | 1.08% | 1,923,067.15 | 1,706,513.73 | 0.46% | 853,256.87 |
| 5 | 9,606,064.74 | 2.7% | 9,606,064.74 | 8,677,222.16 | 2.32% | 8,677,222.16 |
| | 356,255,023.35 | -- | 32,039,337.74 | 373,223,610.36 | -- | 30,728,524.17 |

√

√

√

| | | | | (%) |
|--|----|---------------|----|--------|
| | | 13,428,738.00 | | 3.55% |
| | | 11,868,819.02 | | 3.14% |
| | | 19,954,730.47 | | 5.28% |
| | | 13,548,840.19 | | 3.58% |
| | | 10,104,574.50 | | 2.67% |
| | -- | 68,905,702.18 | -- | 18.22% |



| | | | | | | |
|--|---------------|----|---------------|---------------|----|---------------|
| | 53,916,359.92 | -- | 17,179,181.19 | 89,701,580.49 | -- | 14,743,554.08 |
|--|---------------|----|---------------|---------------|----|---------------|

√

√

√

| | | | | | | |
|--|--|--|--|--|--|---------------------|
| | | | | | | |
| | | | | | | 645,114.57 |
| | | | | | | 1,830,000.00 |
| | | | | | | <u>2,475,114.57</u> |

| | | | | | | (%) | |
|--|----|--|---------------|-----|-----|-----|--------|
| | | | 37,647,221.30 | 1-2 | 3-4 | 4-5 | 20.26% |
| | | | 1,830,000.00 | 4 | 5 | 5 | 0.98% |
| | | | 645,114.57 | 1 | | | 0.35% |
| | -- | | 40,122,335.87 | | -- | | 21.59% |

| | | | | | | (%) | (%) | | | | |
|--|--|---------------|---------------|--|---------------|--------|--------|--|--|--|--------------|
| | | 28,000,000.00 | 28,000,000.00 | | 28,000,000.00 | 93.33% | 93.33% | | | | 773,200.00 |
| | | 27,034,455.09 | 27,034,455.09 | | 27,034,455.09 | 60% | 60% | | | | 6,000,000.00 |

| | | | | | | | | | | | |
|------------|--|----------------|----------------|----------------|----------------|--------|--------|--|---------------|---------------|---------------|
| | | | | | | | | | | | |
| | | 268,398,144.54 | 268,398,144.54 | | 268,398,144.54 | 95% | 95% | | | | 9,500,000.00 |
| | | 396,724,860.49 | 396,724,860.49 | | 396,724,860.49 | 51.45% | 51.45% | | | | 44,100,000.00 |
| | | 10,680,000.00 | 10,680,000.00 | | 10,680,000.00 | 60% | 60% | | | | 360,000.00 |
| | | 12,000,000.00 | 12,000,000.00 | | 12,000,000.00 | 60% | 60% | | | | |
| | | 107,655,876.20 | 106,945,664.20 | 710,212.00 | 107,655,876.20 | 50.59% | 50.59% | | | | |
| | | 3,250,000.00 | | 3,250,000.00 | 3,250,000.00 | 65% | 65% | | | | |
| | | 665,909,578.11 | | 665,909,578.11 | 665,909,578.11 | 51% | 51% | | | | |
| | | | 1,600,000.00 | -1,600,000.00 | | 0% | 0% | | | | 2,056,223.70 |
| Odersun AG | | 52,011,969.20 | 52,011,969.20 | | 52,011,969.20 | 3.68% | 3.68% | | 52,011,969.20 | 52,011,969.20 | |
| | | 1,250,950.72 | 1,250,950.72 | | 1,250,950.72 | 2.44% | 2.44% | | | | |
| | | 20,000,000.00 | | 20,000,000.00 | 20,000,000.00 | 13.33% | 13.33% | | | | |

| | | | | | | | | | | | |
|--|----|----------------------|--------------------|--------------------|----------------------|--------|--------|----|-------------------|-------------------|-------------------|
| | | 8,937,799 .45 | 8,937,799. 45 | | 8,937,799 .45 | 10.11% | 10.11% | | | | |
| | | 14,680,00 0.00 | 19,375,650 .21 | 1,423,57 1.01 | 20,799,22 1.22 | 20% | 20% | | | | |
| | | 30,000,00 0.00 | 21,876,878 .66 | -7,551,0 64.31 | 14,325,81 4.35 | 30% | 30% | | | | |
| | | 20,000,00 0.00 | 26,810,724 .47 | -2,623,9 69.80 | 24,186,75 4.67 | 40% | 40% | | | | |
| | -- | 1,666,533 ,633.80 | 981,647,09 7.03 | 679,518, 327.01 | 1,661,165 ,424.04 | -- | -- | -- | 52,011,96 9.20 | 52,011,96 9.20 | 62,789,42 3.70 |

665,909,578.11

2000

7

| | 435,148,067.96 | 398,353,259.35 | 456,756,121.93 | 361,781,446.54 |
|--|------------------|------------------|------------------|------------------|
| | 1,831,766,466.74 | 1,499,096,515.98 | 2,110,918,745.93 | 1,758,870,053.61 |
| | | | | |
| | 2,266,914,534.70 | 1,897,449,775.33 | 2,567,674,867.86 | 2,120,651,500.15 |

| | 1,665,515,564.22 | 1,377,518,315.04 | 1,929,625,991.86 | 1,579,562,067.15 |
|--|------------------|------------------|------------------|------------------|
| | 601,398,970.48 | 519,931,460.29 | 638,048,876.00 | 541,089,433.00 |
| | 2,266,914,534.70 | 1,897,449,775.33 | 2,567,674,867.86 | 2,120,651,500.15 |

| | | (%) |
|--|----------------|--------|
| | 656,549,373.92 | 28.31% |
| | 26,437,109.20 | 1.39% |
| | 682,986,483.12 | 29.7% |

12.68%

| | | |
|--|---------------|---------------|
| | 62,789,423.70 | 40,116,000.00 |
| | -8,751,463.10 | -447,201.66 |
| | 2,624,000.00 | |

| | | |
|--|---------------|---------------|
| | 56,661,960.60 | 39,668,798.34 |
|--|---------------|---------------|

| | | | |
|--|---------------|---------------|--|
| | | | |
| | 773,200.00 | | |
| | 6,000,000.00 | 3,000,000.00 | |
| | 9,500,000.00 | 14,250,000.00 | |
| | 44,100,000.00 | 22,500,000.00 | |
| | 360,000.00 | 300,000.00 | |
| | | 66,000.00 | |
| | 2,056,223.70 | | |
| | 62,789,423.70 | 40,116,000.00 | |

| | | |
|--|---------------|---------------|
| | | |
| | 1,423,571.01 | 2,100,215.74 |
| | -2,623,969.80 | -6,795,755.99 |
| | -7,551,064.31 | 4,248,338.59 |
| | -8,751,463.10 | |

| | | |
|-----|-----------------|-----------------|
| “ ” | 45,792,234.87 | 10,851,350.40 |
| “ ” | -56,661,960.60 | -39,668,798.34 |
| “ ” | -10,190,930.09 | -3,297,162.01 |
| “ ” | 153,595,602.23 | -256,006,294.51 |
| “ ” | -150,197,589.95 | -215,363,310.88 |
| “ ” | 139,849,606.30 | 234,190,695.56 |
| | -130,180,509.48 | 1,920,971.71 |
| | 396,518,495.39 | 101,210,714.77 |
| 2 | -- | -- |
| 3 | -- | -- |
| | 531,163,067.37 | 604,733,290.52 |
| | 604,733,290.52 | 501,445,625.36 |
| | -73,570,223.15 | 103,287,665.16 |

| | % | | |
|--|-------|--------|--------|
| | 2.28% | 0.0876 | 0.0876 |
| | 2.50% | 0.0961 | 0.0961 |

